
TVS
EUROGRIP
OFF HIGHWAY TYRES
OFF
HIGHWAY
TYRES
CONSTRUCTION & INDUSTRIAL
TYRE CATALOGUE



ABOUT TVS EUROGRIP

A foremost off-highway tyre manufacturer, part of TVS Mobility Group - one of India's largest auto ancillary conglomerates.

Have been manufacturing and exporting tyres to more than 85 countries since the early 1990s.

Comprising a portfolio of over 1000+ products and expanding the range for markets worldwide.

Specializing in agriculture, construction, industrial and OTR segments.

World-class products with superior design and engineering.

ENGINEERED WITH PRECISION

Driven by insight about terrain from around the world and engineered with precision, with the highest manufacturing acumen and rigorous testing, TVS Eurogrip tyres are designed to meet every OHT need, and outdo them.

85+ COUNTRIES

TVS Eurogrip is present in more than 85 countries with a strong network of country distributors & specialty retail chains & service points.

LEADING TYRE BRAND

TVS Srichakra has been manufacturing & exporting off highway tyres since the early 1990's & has established itself as one of the trusted brands from India.

WORLD-CLASS PROCESSES

Six Sigma concepts, Lean Manufacturing & Zero Defect initiatives are few of the good manufacturing practices that keep TVS Srichakra at the forefront of manufacturing & customer satisfaction.

CUSTOM DEVELOPMENT

Customised development for specific requirements is the Hallmark of TVS Eurogrip. With decades of experience with customers from different continents, we understand the unique challenges & product performance needs of our users. This enables us to provide custom solutions to specific applications in the off highway tyre spectrum.

WORLD-CLASS R&D PRACTICES

SUSTAINABILITY & ENVIRONMENT PROTECTION

Green Energy contribute 71% of our total power consumption.

10500 mn kgs of carbon emission saved for the year 22-23

71% FROM RENEWABLE ENERGY

In our Madurai Plant, our usage of Power from the Renewable Energy increased from 44% to 71% through effectively managing the power mix. Increase share of power from Wind GCP | Installation of Roof Top Solar Panel (5.4MW) | Power from own wind mills | Reduced Gas based GCP

ZERO EFFLUENT DISCHARGE

We ensure Zero Liquid Discharge is always maintained. Our Effluent Treatment Plants are equipped with Zero Liquid Discharge facilities for environmental protection

INDEX



10
IT 30



10
IT 30F



12
IT 45



13
MT 09

Forklift



15
ST 54 Jumbo



16
ST 18



17
IT 30 SS



18
ST 30



18
ST 30F



19
ST 45
PLUS IND



20
ST 27



21
ST 36

Skidsteer Loader



23
MT 54



24
MT 63



24
MT 63 HD



24
MT 63T



24
MT 63L



25
MT 72



26
MT 90



27
TE 09



28
EX 54



29
MT 45



30
MT 45 HD



31
CM 09



32
LS 24

MPT, Compact Wheel Loader & Wheel Excavator

INDEX


33 BL 54


34 BL 90


35 BL 09


36 BL 18


37 BL 63


38 EM 27 L-3


39 TI 09


40 TI 18


41 TI 27


42 BL 36


43 BL 81


44 BL 27


45 BL 45


46 TT 09 IND


47 F-3


48 F 09


49 TG 18


50 TG 09


51 GL 09


52 RG 09


53 RG 09 HD


54 RG 09 M


55 CR 09


56 EM 27 G-3


57 SR 09


58 CT 09


59 TM 09


60 TM 27

Backhoe Loader

Motor Grader, Paver, Asphalt Roller, Soil Compactor

INDEX







62 IL 09

63 EL 18

64 EL 09 / EL 09 PLUS

65 EM 18

66 EM 27 E-3/L-3

Surface Mining



67 MH 09

Speciality


FORKLIFT



IT30 | IT30 F

The IT 30 IND-1 / IND-3 Industrial tyre for forklifts is designed with deep treads, which have abrasion and wear-resistant compound, to provide longer working life. It is ideal for 3 shift or round the clock operations. The strong sidewall, hardened casing and specially designed rim guard provides extra protection against punctures and damages.

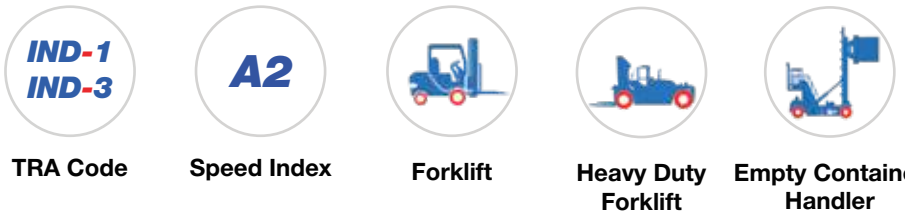

TRA Code | **Speed Index** | **Forklift** | **Heavy Duty Forklift** | **Empty Container Handler**

Tyre Size	Pattern	Tube	Valve	Flap	Rim Width (inch)		Unloaded Inflated Dimensions ± 2%		PR	LI / SS	Load Capacity					Inf. Pr
											Forklift Truck upto: 25km/h 16 mph		Other Vehicles		Side Loaders static	
													10km/h	25km/h	0 km/h	
							SW	OD			Load wheel	Steer wheel	6 mph	16 mph	0 mph	
					REC	ALT	mm	mm			kg	kg	kg	kg	kg	bar
							in	in			lbs	lbs	lbs	lbs	lbs	p.s.i
5.00-8	IT30	5.00-8	T 45 56	5.00-8	3.00D	3.25I	150	485	8	106 A5	1235	950	1235	950	1435	8.25
											2725	2095	2725	2095	3165	120
									10	111 A5	1415	1090	1415	1090	1645	10.00
											3120	2405	3120	2405	3625	145
									12	112 A5	1455	1120	1455	1120	1690	10.50
											3210	2470	3210	2470	3725	152
16x6-8	IT30	16x6-8	T 45 56	16x6-8	4.33	-	155	420	18	114 A5	1535	1180	1535	1180	1780	10.50
											3385	2600	3385	2600	3925	152
18x7-8	IT30	18x7-8	T 45 56	18x7-8	4.33R	5.00F	175	465	16	125 A5	2145	1650	2145	1650	2490	10.00
											4730	3640	4730	3640	5490	145
									18	126 A5	2210	1700	2210	1700	2565	10.50
											4875	3750	4875	3750	5655	152
6.00-9	IT30	6.00-9	T 45 56	21x9	4.00E	-	170	540	10	118 A5	1715	1320	1715	1320	1995	8.50
											3780	2910	3780	2910	4400	123
									14	122 A5	1945	1495	1945	1495	2255	10.50
											4290	3295	4290	3295	4970	152
21x8-9	IT30	21x8-9	T 45 56	6.00-9	6.00E	7.00E	215	530	16	134 A5	2755	2120	2755	2120	3200	10.00
											6075	4675	6075	4675	7055	145
									18	135 A5	2835	2180	2835	2180	3290	10.50
											6250	4805	6250	4805	7255	152
6.50-10	IT30	6.50-10	T 45 56	6.50/7.50-10	5.00F	5.50F	190	590	10	122 A5	1950	1500	1950	1500	2265	7.75
											4300	3310	4300	3310	4995	112
									12	125 A5	2145	1650	2145	1650	2490	9.00
											4730	3640	4730	3640	5490	131
									14	128 A5	2340	1800	2340	1800	2720	10.00
											5160	3970	5160	3970	6000	145
23x9-10	IT30	23x9-10	T 45 56	23x9-10	6.50 F	-	230	585	18	139 A5	3160	2430	3160	2430	3670	9.00
											6970	5360	6970	5360	8090	131
									20	142 A5	3445	2650	3445	2650	4000	10.00
											7595	5845	7595	5845	8820	145
									22	143 A5	3550	2730	3550	2730	4120	10.50
											7830	6020	7830	6020	9085	152
7.00-12	IT30	7.00-12	TR75A	7.00/8.25-12	5.00S	-	200	675	12	133 A5	2680	2060	2680	2060	3110	8.50
											5910	4540	5910	4540	6860	123
									14	134 A5	2755	2120	2755	2120	3200	9.00
											6075	4675	6075	4675	7055	131
									16	136 A5	2910	2240	2910	2240	3380	10.00
											6415	4940	6415	4940	7455	145
23x10.1-12	IT30	23X10.1-12/ 23.5X11-12	TR75A	23x10.1-12	8.00 G	-	260	600	18	141 A5	3380	2600	3380	2600	3925	9.00
											7455	5735	7455	5735	8655	131
									22	146 A5	3880	2985	3880	2985	4505	10.50
											8555	6580	8555	6580	9935	152

*= Under Development

IT 30 (contd)

Tyre Size	Pattern	Tube	Valve	Flap	Rim Width (inch)		Unloaded Inflated Dimensions ± 2%		PR	LI / SS	Load Capacity					Inf. Pr
											Forklift Truck upto: 25km/h 16 mph		Other Vehicles		Side Loaders static	
													10km/h	25km/h	0 km/h	
							SW	OD			Load wheel	Steer wheel	6 mph	16 mph	0 mph	
					REC	ALT	mm	mm			kg	kg	kg	kg	kg	bar
							in	in			lbs	lbs	lbs	lbs	lbs	p.s.i
27x10-12	IT30	27x10-12	TR75A	27x10-12	8.00 G	-	260	695	16	146 A5	3900	3000	3900	3000	4530	8.00
											8600	6615	8600	6615	9990	116
									20	152 A5	4615	3550	4615	3550	5360	10.00
											10175	7830	10175	7830	11820	145
									24	158 A5	4745	3650	4745	3650	5510	10.50
											10465	8050	10465	8050	12150	152
7.00-15	IT30	7.00-15	TR75A	7.00-15	6.00 BD	5.50 BD	205	740	12	138 A5	3070	2360	3070	2360	3565	8.25
											6770	5205	6770	5205	7860	120
									14	141 A5	3350	2575	3350	2575	3890	9.00
											7385	5680	7385	5680	8575	131
									16	143 A5	3545	2725	3545	2725	4115	10.00
											7815	6010	7815	6010	9075	145
7.50-15	IT30	7.50-15	TR75A	7.50-15	6	6.5	225	785	14	144 A5	3640	2800	3640	2800	4230	9.25
											8025	6175	8025	6175	9325	135
									16	146 A5	3900	3000	3900	3000	4530	10.00
											8600	6615	8600	6615	9990	145
8.15-15 (28x9-15)	IT30F	8.15-15	TR75A	8.25-15	7	7.00 BD	220	715	12	142 A5	3445	2650	3445	2650	4000	8.25
											7595	5845	7595	5845	8820	120
									14	146 A5	3900	3000	3900	3000	4530	10.00
											8600	6615	8600	6615	9990	145
									16	147 A5	4015	3090	4015	3090	4665	10.50
											8855	6815	8855	6815	10285	152
8.25-15	IT30	8.25-15	TR75A	8.25-15	6.5	6.00/7	250	835	14	149 A5	4225	3250	4225	3250	4910	8.00
											9315	7165	9315	7165	10825	116
									16	152 A5	4615	3550	4615	3550	5360	9.25
											10175	7830	10175	7830	11820	134
250-15	IT30	250-15	TR75A	250/300-15	7.5	-	245	735	16	150 A5	4355	3350	4355	3350	5060	8.25
											9605	7385	9605	7385	11155	120
									18	153 A5	4745	3650	4745	3650	5510	9.50
											10465	8050	10465	8050	12150	138
									20	155 A5	5040	3875	5040	3875	5850	10.00
											11115	8545	11115	8545	12900	145
300-15	IT30	300-15	TR75A	250/300-15	8	-	280	820	16	156 A5	5135	3950	5135	3950	5965	6.00
											11325	8710	11325	8710	13155	87
									18	160 A5	5850	4500	5850	4500	6795	7.50
											12900	9925	12900	9925	14985	109
									20	164 A5	6500	5000	6500	5000	7550	9.00
											14335	11025	14335	11025	16650	131
28x12.5-15	IT30	28x12.5-15	TR75A	28x12.5-15/ 32x12.1-15	9.75	-	305	710	24	154 A5	4850	3730	4850	3730	5630	10.50
											10695	8225	10695	8225	12415	152
32x12.1-15	IT30	32x12.1-15	TR75A	28x12.5-15/ 32x12.1-15	9.75	-	325	810	24	163 A5	6285	4835	6285	4835	7300	10.30
											13860	10660	13860	10660	16095	149
10.00-20	IT30	10.00x20	TR29	12.00-20	7.5	8	290	1070	16	164 A5	6500	5000	6500	5000	7550	9.00
											14335	11025	14335	11025	16650	131
									20	166 A5	6915	5320	6915	5320	8035	10.00
											15250	11730	15250	11730	17715	145
12.00-20	IT30	12.00x20	TR78A	12.00-20	8.5	9	320	1145	16	173 A5	8430	6485	8430	6485	9790	9.00
											18590	14300	18590	14300	21585	131
									18	174 A5	8705	6695	8705	6695	10110	9.50
											19195	14760	19195	14760	22295	138
									20	175 A5	8970	6900	8970	6900	10420	10
											19780	15215	19780	15215	22975	145
									24	179 A5	10035	7720	10035	7720	11655	10.50
											22125	17025	22125	17025	25700	152
14.00-24	IT30	-	-	-	10.00W	-	395	1360	24	186 A5	12350	9500	12350	9500	14345	10.00
											27230	20950	27230	20950	31630	145

*= Under Development



IT 45

IT 45 is a general duty IND-1 tyre designed for forklift trucks that work in single or two shift operations. It's ideal for rental fleets and applications that are not round the clock. The tyre is built with standard industrial compound.

IND-1 IND-3
TRA Code

A2
Speed Index

Forklift

Tyre Size	Pattern	Tube	Valve	Flap	Rim Width (inch)		Unloaded Inflated Dimensions ± 2%		PR	LI / SS	Load Capacity					Inf. Pr
											Forklift Truck upto: 25km/h 16 mph		Other Vehicles		Side Loaders static	
													10km/h	25km/h	0 km/h	
							SW	OD			Load wheel	Steer wheel	6 mph	16 mph	0 mph	
					REC	ALT	mm	mm			kg	kg	kg	kg	kg	bar
							in	in			lbs	lbs	lbs	lbs	lbs	p.s.i
5.00-8	IT45	5.00-8	T 45 56	5.00-8	3.00D	3.25I	135	470	8	106 A5	1235	950	1235	950	1435	8.25
											2725	2095	2725	2095	3165	120
							5.31	18.50	10	111 A5	1415	1090	1415	1090	1645	10.00
											3120	2405	3120	2405	3625	145
18x7-8	IT45	18x7-8	T 45 56	18x7-8	4.33R	5.00F	160	450	16	125 A5	2145	1650	2145	1650	2490	10.00
							6.30	17.72			4730	3640	4730	3640	5490	145
6.00-9	IT45	6.00-9	T 45 56	21x9/6.00-9	-	-	-	-	-	-	-	-	-	-	-	-
										-	-			-	-	-
					-	-	-	-	-	-	-	-	-	-	-	-
										-	-			-	-	-
6.50-10	IT45	6.50-10	T 45 56	6.50/7.50-10	5.00F	5.50F	185	600	10	122 A5	1950	1500	1950	1500	2265	7.75
											4300	3310	4300	3310	4995	112
							7.28	23.62	14	128 A5	2340	1800	2340	1800	2720	10.00
											5160	3970	5160	3970	6000	145
7.50-10*	IT45	-	-	-	-	-	-	-	-	-	-	-	-	-	-	-
							-	-			-	-	-	-	-	-
23x9-10	IT45	23x9-10	T 45 56	23x9-10	6.50 F	-	230	585	20	142 A5	3445	2650	3445	2650	4000	10.00
							9.06	23.03			7595	5845	7595	5845	8820	145
7.00-12	IT45	7.00-12	TR75A	7.00/8.25-12	5.00S	-	195	685	12	133 A5	2680	2060	2680	2060	3110	8.50
											5910	4540	5910	4540	6860	123
							7.68	26.97	14	134 A5	2755	2120	2755	2120	3200	9.00
											6075	4675	6075	4675	7055	131
7.50-15	IT45	7.50-15	TR75A	7.50-15	6	6.5	210	775	16	146 A5	3900	3000	3900	3000	4530	10.00
							8.27	30.51			8600	6615	8600	6615	9990	145
8.15-15 (28x9-15)	IT45	8.5-15	TR75A	8.25-15	7	7.00 BD	215	710	12	142 A5	3445	2650	3445	2650	4000	8.35
											7595	5845	7595	5845	8820	120
									14	146 A5	3900	3000	3900	3000	4530	10.00
							8.46	27.95			8600	6615	8600	6615	9990	145
									16	147 A5	4015	3090	4015	3090	4665	10.50
											8855	6815	8855	6815	10285	152
8.25-15	IT45	8.25-15	TR75A	8.25-15	6.5	6.00/7	250	830	14	149 A5	4225	3250	4225	3250	4910	8.00
											9315	7165	9315	7165	10825	116
									16	152 A5	4615	3550	4615	3550	5360	9.25
							9.84	32.68			10175	7830	10175	7830	11820	134
									18	153 A5	4745	3650	4745	3650	5510	10.00
											10465	8050	10465	8050	12150	145
250-15	IT45	250-15	TR75A	250/300-15	7.5	-	245	750	16	150 A5	4355	3350	4355	3350	5060	8.25
											9605	7385	9605	7385	11155	120
							9.65	29.53	20	155 A5	5040	3875	5040	3875	5850	10.00
											11115	8545	11115	8545	12900	145
300-15	IT45	300-15	TR75A	250/300-15	8	-	290	840	16	156 A5	5135	3950	5135	3950	5965	6.00
											11325	8710	11325	8710	13155	87
							11.42	33.07	20	164 A5	6500	5000	6500	5000	7550	9.00
											14335	11025	14335	11025	16650	131
7.50-16*	IT45	-	-	-	-	-	-	-	-	-	-	-	-	-	-	-
							-	-			-	-	-	-	-	-
9.00-20	IT45			9.00/10.00-20	7	7.5	270	1030	14	160 A5	5850	4500	5850	4500	-	9.00
							10.63	40.55			12900	9925	12900	9925	-	130
							-	-	16*	-	-	-	-	-	-	-
							-	-			-	-	-	-	-	-
10.00-20*	IT45	-	-	-	-	-	-	-	-	-	-	-	-	-	-	-
							-	-			-	-	-	-	-	-

*= Under Development



MT 09

The MT 09 tyre is designed for use in industrial and construction machinery engaged in lifting and loading operations with short transport distances. It is ideal for machines that are used on unprepared surfaces where traction, stability, self-cleaning and good milage are important.

A5

Speed Index

Rough Terrain Forklift

Tyre Size	Pattern	Rim Width (inch)	Unloaded Inflated Dimensions ± 2%				PR	Type	LI / SS	Load Capacity			Inf. Pr
			SW	OD	SLR	RC				8 km/h	16 km/h	25 km/h	
										5 mph	10 mph	16 mph	
		REC	mm	mm	mm	mm				kg	kg	kg	bar
			in	in	in	in				lbs	lbs	lbs	p.s.i
23x9-10	MT09	6.5	220	590	255	1755	14	TT	134 A5	2900	2300	2120	7.00
			8.7	23.2	10	69.1				6395	5070	4675	102
27X10-12	MT09	8.00G	260	680	290	2020	14	TT	143 A5	3730	2960	2725	7.00
			10.2	26.8	11.6	79.5				8225	6525	6010	102

*= Under Development


SKID
STEER



ST 54 Jumbo

The TVS Eurogrip ST 54 Jumbo L-5 is a modern tyre designed for severe duty application. It is primarily designed for Skid Steer Loaders used in very tough operations. Built with severe duty compound to resist abrasion, chunking, and tearing, this tyre is ideal for machines used for asphalt reclamation, quarries, mines etc.
The ideally spaced block type tread design promotes self-cleaning. High lug height and rubber-to-void ratio, the usable amount of rubber that come in contact with the surface is high. This provides much longer hours of service when compared to a typical R-4 Skid Steer tyre. The ST 54 Jumbo L-5 can also be used in other construction machines engaged in severe duty operations.

L-5 — **TRA Code**

A2 — **Speed Index**



Skidsteer Loader



Backhoe Loader

Tyre Size	Pattern	Rim Width (inch)	Unloaded Inflated Dimensions ± 2%				Static Loaded Radius (mm)		Rolling Circumference (mm) ±2.5%		PR	LOAD INDEX	Type	Load Capacity (kg)						Inflation Pressure	
			SW		OD									8	5	16	10	25	16		
														km/h	mph	km/h	mph	km/h	mph		
		REC	mm	inch	mm	inch	mm	inch	mm	inch				kg	lbs	kg	lbs	kg	lbs	bar	psi
10-16.5	ST 54	8.25	273	11	780	31	347	14	2258	89	10	135 A2	TL	2180	4805	1720	3795	1590	3505	5.10	74
											12	138 A2	TL	2360	5205	1860	4100	1720	3795	6.20	90
12-16.5	ST 54	9.75	312	12	831	33	382	15	2435	96	12	145 A2	TL	2865	6315	2285	5040	2110	4655	5.50	80
											14	147 A2	TL	3075	6780	2450	5400	2245	4950	6.20	90

*= Under Development



ST 18

ST 18 L-4 skid steer tyre is a speciality application tyre that can be used on mixed surfaces like, sand, snow, and hard surfaces. The versatile block type tread pattern has large footprint with high lug to void ratio, which leads to even tread wear and offers additional puncture protection. This tyre is extremely durable.

L-4
TRA Code

A2/A8
Speed Index


Skidsteer Loader


Backhoe Loader


Compact Wheel Loader

Tyre Size	Pattern	Rim Width (inch)	Unloaded Inflated Dimensions ± 2%				Static Loaded Radius (mm)		Rolling Circumference (mm) ±2.5%		PR	LOAD INDEX	Type	Load Capacity (kg)						Inflation Pressure	
			SW		OD									8 km/h	5 mph	16 km/h	10 mph	25 km/h	16 mph		
		REC	mm	inch	mm	inch	mm	inch	mm	inch				kg	lbs	kg	lbs	kg	lbs	bar	psi
10-16.5	ST18	8.25	275	11	785	31	355	14	2316	91	10	134 A2	TL	2135	4710	1685	3715	1559	3435	5.10	74
12-16.5	ST18	9.75	310	12	830	33	374	15	2439	96	10	140 A2	TL	2540	5600	2010	4430	1854	4090	4.50	65
											12	145 A2		2890	6370	2285	5040	2110	4650	5.60	81

*= Under Development



IT 30 SS

The IT 30 L-4 skid steer loader tyre is ideal for machines that are predominantly used on hard and improved surfaces such as concrete. Its wide lugs with lesser void area provide a large footprint for the tread. This minimises the effects of abrasion and general wear. It is ideal for machines used in material handling operations that require round the clock operations.

L-4
TRA Code

A2
Speed Index


Skidsteer Loader

Tyre Size	Pattern	Rim Width (inch)	Unloaded Inflated Dimensions ± 2%				Static Loaded Radius (mm)		Rolling Circumference (mm) ±2.5%		PR	LOAD INDEX	Type	Load Capacity (kg)						Inflation Pressure	
			SW		OD									8 km/h	5 mph	16 km/h	10 mph	25 km/h	16 mph		
		REC	mm	inch	mm	inch	mm	inch	mm	inch				kg	lbs	kg	lbs	kg	lbs	bar	psi
10-16.5	IT30	8.25	280	11	790	31	361	14	2331	92	10	134 A2 / 126 A3	TL	2135	4710	1685	3715	1559	3435	5.10	74
12-16.5	IT30	9.75	330	13	835	33	377	15	2463	97	12	145 A2 / 137 A3	TL	2890	6370	2285	5040	2110	4650	5.60	81
											14	147 A2 / 139 A3		3065	6760	2420	5335	2237	4935	6.20	90

*= Under Development



ST 30 | ST 30F

ST 30 is premium R-4 tyres for construction application. Built with cut and abrasion resistant compound that provides durable life, it is ideal for skid steer loaders, compact wheel loaders etc. the tread is designed to provide optimal traction in both rough and smooth surfaces.



TRA Code | **Speed Index** | **Skidsteer Loader** | **Industrial Tractor** | **Compact Wheel Loader**

Tyre Size	Pattern	Rim Width (inch)	Unloaded Inflated Dimensions ± 2%				Static Loaded Radius (mm)		Rolling Circumference (mm) ±2.5%		PR	LOAD INDEX	Type	Load Capacity kg / lbs						Inflation Pressure	
			SW		OD									8 km/h	5 mph	16 km/h	10 mph	25 km/h	16 mph		
		REC	mm	inch	mm	inch	mm	inch	mm	inch				kg	lbs	kg	lbs	kg	lbs	bar	psi
23x8.50-12	ST30 PLUS (IND)	7	215	8.5	575	22.6	262	10.3	1696	66.8	6	101 A2 / 93 A3	TL	820	1810	650	1435	599	1320	3.40	49
											8	106 A2 / 98 A3		955	2105	755	1665	697	1535	4.40	64
											12	111 A2 / 102 A3		1080	2380	855	1885	788	1740	5.40	78
27x8.50-15	ST30	7	210	8.3	680	26.8	315	12.4	2007	79	6	109 A2 / 101 A3	TL	1030	2270	815	1795	752	1660	3.40	49
											8	116 A2 / 108 A3		1250	2755	990	2185	913	2010	4.80	70
27x10.5-15	ST30	8.5	260	10	700	27.6	323	12.7	2067	81.4	8	117 A2 / 108 A3	TL	1280	2820	1010	2225	934	2060	3.50	51
											12	123 A2 / 116 A3		1560	3440	1235	2725	1139	2510	4.90	71
31x15.5-15	ST30	13LB	390	15	810	31.9	369	14.5	2389	94.1	10	140 A2 / 131 A3	TL	2500	5515	1960	4320	1825	4025	4.20	61
10-16.5	ST30	8.25	275	11	775	30.5	355	14	2286	90	6	124 A2 / 116 A3	TL	1590	3505	1255	2765	1161	2560	3.10	45
											8	130 A2 / 122 A3		1880	4145	1485	3275	1372	3025	4.10	59
											10	134 A2 / 126 A3		2135	4710	1685	3715	1559	3435	5.10	74
	ST30F		280	11	795	31.3	360	14.2	2345	92.3	10	135 A2	TL	2135	4710	1685	3715	1559	3435	5.10	74
12-16.5	ST30	9.75	330	13	845	33.3	383	15.1	2493	98.2	8	135 A2 / 126 A3	TL	2180	4805	1720	3795	1591	3510	3.40	49
											10	141 A2 / 132 A3		2540	5600	2010	4430	1854	4090	4.50	65
											12	145 A2 / 137 A3		2890	6370	2285	5040	2110	4650	5.60	81
	ST30F		325	13	845	33.3	383	15.1	2493	98.2	8	135 A2 / 126 A3		2180	4805	1720	3795	1591	3510	3.40	49
											10	141 A2 / 132 A3		2540	5600	2010	4430	1854	4090	4.50	65
											12	145 A2 / 137 A3		2890	6370	2285	5040	2110	4650	5.60	81
31.5x13-16.5	ST30	9.75	325	13	795	31.3	363	14.3	2345	92.3	10	139 A2 / 131 A3	TL	2435	5370	1925	4245	1778	3920	4.80	70
33x15.5-16.5		13	385	15	840	33.1	390	15.4	2537	99.9	12	148 A2 / 140 A3	TL	3145	6935	2485	5480	2296	5060	4.80	70
14-17.5	ST30	10.5	360	14	945	37.2	427	16.8	2788	110	14	155 A2 / 147 A3	TL	3875	8545	3060	6745	2829	6235	5.50	80
15-19.5	ST30	11.75	415	16	1020	40.2	461	18.2	3009	119	14	160 A2 / 153 A3	TL	4565	10065	3605	7950	3332	7350	4.85	70
											16	163 A2		4875	10750	3850	8490	3560	7850	5.50	80

*= Under Development



ST 45 PLUS IND

The ST 45 / ST 45 PLUS R-4 tyres are standard duty construction machinery tyres that are built with cut resistant compound, which makes the tyre durable. The ideally spaced lugs that overlap in the centre provide good traction and overall good performance.

R-4
TRA Code

A5
Speed Index


Skidsteer Loader


Backhoe Loader

Tyre Size	Pattern	Rim Width (inch)	Unloaded Inflated Dimensions ± 2%				Static Loaded Radius (mm)		Rolling Circumference (mm) ±2.5%		PR	LOAD INDEX	Type	Load Capacity (kg)						Inflation Pressure	
			SW		OD									8 km/h	5 mph	16 km/h	10 mph	25 km/h	16 mph		
		REC	mm	inch	mm	inch	mm	inch	mm	inch				kg	lbs	kg	lbs	kg	lbs	bar	psi
10-16.5	ST45 PLUS (IND)	8.25	275	11	770	30	353	14	2271	89	8	130 A2 / 122 A3	TL	1880	4145	1485	3275	1372	3025	4.10	59
											10	134 A2 / 126 A3		2135	4710	1685	3715	1559	3435	5.10	74
12-16.5	ST45 PLUS (IND)	9.75	315	12	840	33	382	15	2478	98	10	141 A2 / 132 A3	TL	2540	5600	2010	4430	1854	4090	4.50	65
											12	145 A2 / 137 A3		2890	6370	2285	5040	2110	4650	5.60	81

*= Under Development



ST 27

The ST 27 is a heavy-duty R-4 skid steer tyre for machines that are used for construction and heavy-duty applications, mostly operated by specialist contractors. It is built with abrasion resistant compound and has a thick sidewall with rim guard. This protects the rim and reduces downtime.

R-4
TRA Code

A5
Speed Index


Skidsteer Loader


Boom Lift


Compact Wheel Loader

Size	Pattern	Rim Width (inch)	Unloaded Inflated Dimensions ± 2%				Static Loaded Radius (mm)		Rolling Circumferen-ce (mm) ±2.5%		PR	LOAD INDEX	Type	Load Capacity (kg)						Inflation Pressure	
			SW		OD									8	5	16	10	25	16		
														km/h	mph	km/h	mph	km/h	mph		
		REC	mm	inch	mm	inch	mm	inch	mm	inch				kg	lbs	kg	lbs	kg	lbs	bar	psi
10-16.5	ST27	8.25	287	11	778	31	347	14	2273	89.5	10	134 A2	TL	2135	4710	1685	3715	1560	3440	5.20	75
12-16.5	ST27	9.75	332	13	831	33	370	15	2428	95.6	12	145 A2	TL	2865	6315	2285	5040	2110	4655	5.50	80
14-17.5	ST27	10.5	393	16	934	37	416	16	2729	107	14	155 A2 / 147 A3	TL	3875	8545	3060	6745	2829	6235	5.50	80
15-19.5	ST27	11.75	433	17	1020	40	455	18	2981	117	14	160 A2 / 153 A3	TL	4565	10065	3605	7950	3332	7345	4.85	70

*= Under Development



ST 36

ST 36 R-4 is a general duty skid steer tyre is the ideal choice for machines employed in light operations or for those operated by fleet rentals. It is built with compound to resist chunking and tearing, providing good life.

R-4 — **TRA Code**

A2/A8 — **Speed Index**

 **Skidsteer Loader**

 **Backhoe Loader**

 **Compact Wheel Loader**

Tyre Size	Pattern	Rim Width (inch)	Unloaded Inflated Dimensions ± 2%				Static Loaded Radius (mm)		Rolling Circumference (mm) ±2.5%		PR	LOAD INDEX	Type	Load Capacity (kg)						Inflation Pressure	
			SW		OD									8	5	16	10	25	16		
														km/h	mph	km/h	mph	km/h	mph		
		REC	mm	inch	mm	inch	mm	inch	mm	inch				kg	lbs	kg	lbs	kg	lbs	Kpa	psi
10-16.5	ST36	8.25	261	10	765	30	350	14	2257	89	8	129 A2	TL	1880	4145	1485	3275	1372	3025	4.10	59
12-16.5	ST36	9.75	306	12	819	32	372	15	2416	95	10	140 A2	TL	2540	5600	2010	4430	1854	4090	4.50	65

*= Under Development


MPT,
COMPACT WHEEL LOADER
EXCAVATOR



MT 54

The MT 54 is MPT tyre designed for machines used in severe duty applications. The wide and well space lugs provide excellent traction off-road and smooth operations on the road. It is available in sizes to suit, excavators, compact wheel loaders, mini dumpers, telehandlers etc.

ML — **TRA Code**

F&G — **Speed Index**


Compact Wheel Loader


Telescopic Handler


Excavator


Site Dumper


Self Loading Concrete Mixer

Tyre Size	Pattern	Rim Width (inch) REC	Unloaded Inflated Dimension s ± 2%		Static Loaded Radius	Rolling Circumference ±2.5%	PR	Load Index	Type	Load Capacity kg / lbs Speed kp/h / mph									Inflation Pressure
			SW	OD						STATIC	10	20	30	40	50	65	80	90	bar
			mm	mm	mm	mm													
			in	in	in	in					6	12	19	25	31	40	50	56	p.s.i
12.5-18	MT54	11	330	995	452	2965	10	128 G	TL	4500	3240	2700	2250	2070	2015	1955	1870	1800	3.00
										9921	7143	5952	4960	4564	4442	4310	4123	3968	44
			13.0	39.2	17.8	116.7	12	131 G	TL	4875	3510	2925	2440	2245	2185	2115	2030	1950	3.50
										10748	7738	6449	5379	4949	4817	4663	4475	4299	51
							14	134 G	TL	5300	3815	3180	2650	2440	2375	2300	2205	2120	4.00
										11684	8411	7011	5842	5379	5236	5071	4861	4674	58
8.25-20	MT54	6.5	230	960	462	2940	14	133 F	TT	5150	3710	3090	2575	2370	2305	2215	2060	-	6.75
			9.1	37.8	18.2	115.7				11354	8179	6812	5677	5225	5082	4883	4542	-	98
9.00-20	MT54	7	251	1012	481	3070	14	140 F	TT	6250	4500	3750	3125	2875	2800	2690	2500	-	7.00
			9.9	39.8	18.9	120.9				13779	9921	8267	6889	6338	6173	5930	5512	-	102
10.00-20	MT54	7.5	280	1050	498	3180	16	146 F	TT	7500	5400	4500	3750	3450	3360	3225	3000	-	7.50
										16535	11905	9921	8267	7606	7408	7110	6614	-	109
			11.0	41.3	19.6	125.2	18	149 F	TT	8125	5850	4875	4065	3735	3640	3495	3250	-	8.50
										17913	12897	10748	8962	8234	8025	7705	7165	-	123
10.5-20	MT54	9	275	970	456	2896	10	128 G	TL	4500	3240	2700	2250	2070	2015	1955	1870	1800	3.75
			10.8	38.2	18.0	114.0				9921	7143	5952	4960	4564	4442	4310	4123	3968	54
11.00-20	MT54	8	305	1100	513	3332	16	149 F	TT	8125	5850	4875	4065	3735	3640	3495	3250	-	7.25
			12.0	43.3	20.2	131.2				17913	12897	10748	8962	8234	8025	7705	7165	-	105
12.5-20	MT54	11	330	1055	482	3145	12	132 G	TL	5000	3600	3000	2500	2300	2240	2170	2080	2000	3.50
			13.0	41.5	19.0	123.8				11023	7937	6614	5512	5071	4938	4784	4586	4409	51
14.5-20	MT54	11	355	1110	495	3262	12	136 G	TL	5600	4030	3360	2800	2575	2510	2430	2330	2240	3.00
										12346	8885	7408	6173	5677	5534	5357	5137	4938	44
			14.0	43.7	19.5	128.4	14	139 G	TL	6075	4375	3645	3040	2795	2720	2635	2525	2430	3.50
										13393	9645	8036	6702	6162	5997	5809	5567	5357	51
405/70-20	MT54	13	405	1090	480	3295	14	145 G	TL	7250	5220	4350	3625	3335	3250	3145	3015	2900	3.50
										15983	11508	9590	7992	7352	7165	6934	6647	6393	51
			15.9	42.9	18.9	129.7	16	148 G	TL	7875	5670	4725	3940	3620	3530	3420	3275	3150	4.00
										17361	12500	10417	8686	7981	7782	7540	7220	6945	58
405/70-24	MT54	13	415	1200	575	3600	14	148 G	TL	7875	5670	4725	3940	3620	3530	3420	3275	3150	3.50
			16.3	47.2	22.6	141.7				17361	12500	10417	8686	7981	7782	7540	7220	6945	51

*= Under Development



MT 63 | MT 63 HD
MT 63L | MT 63T

The MT 63, MT 63 HD, MT 63L, MT 63T MPT tyres are an agro-industrial tread design used for machines and implements used for mixed applications. The lug and block tread design makes it suitable for use on hard improved surfaces and un-even and soft underfoot conditions. Engineered to be capable of speeds up to 80 kph, this tyre is also suited for All Terrain Multi-Purpose Trucks and speciality used in agriculture and construction applications.

MPT — **TRA Code**

G — **Speed Index**

 **Wheel Loader**

 **Multi Purpose Truck**

Tyre Size	Pattern	Rim Width (inch) REC	Unloaded Inflated Dimensions ± 2% SW	OD	Static Loaded Radius	Rolling Circumference (mm) ±2.5%	PR	Load Index	Type	Load Capacity kg / lbs Speed kp/h / mph STATIC	10	20	30	40	50	65	80	90	Inflation Pressure
			mm	mm	mm	mm													bar
			in	in	in	in					6	12	19	25	31	40	50	56	p.s.i
10.0/75-15.3	MT63T	9	270	790	367	2339	8	-	TL	-	1905	1715	1525	1360	-	-	-	-	3.10
											4200	3781	3362	2998	-	-	-	-	45
							10	-	TL	-	2170	1955	1735	1550	-	-	-	-	3.90
			10.6	31.1	14.4	92.1					4784	4310	3825	3417	-	-	-	-	57
							14	-	TL	-	2660	2395	2130	1900	-	-	-	-	5.50
											5864	5280	4696	4189	-	-	-	-	80
11.5/80-15.3	MT63T	9	312	872	396	2599	10	-	TL	-	2730	2455	2185	1950	-	-	-	-	4.40
											6019	5412	4817	4299	-	-	-	-	64
			12.3	34.3	15.6	102.3	14	-	TL	-	3400	3060	2720	2430	-	-	-	-	4.75
											7496	6746	5997	5357	-	-	-	-	69
10.5-18	MT63	9	272	910	415	2700	8	122 G	TL	3750	2700	2250	1875	1725	1680	1630	1560	1500	3.00
										8267	5952	4960	4134	3803	3704	3594	3439	3307	44
			10.7	35.8	16.3	106.3	10	126 G	TL	4250	3060	2550	2125	1955	1905	1845	1770	1700	3.75
										9370	6746	5622	4685	4310	4200	4068	3902	3748	55
12.0/75-18	MT63	W9	300	945	451	2779	12	139A8/ 126A8	TL	-	3400	3060	2720	2430	-	-	-	-	4
			11.8	37.2	17.8	109.4				-	7497	6747	5998	5358	-	-	-	-	58
12.5-18	MT63	11	300	995	452	2965	10	128 G	TL	4500	3240	2700	2250	2070	2015	1955	1870	1800	3.00
										9921	7143	5952	4960	4564	4442	4310	4123	3968	44
							12	131 G	TL	4875	3510	2925	2440	2245	2185	2115	2030	1950	3.50
										10748	7738	6449	5379	4949	4817	4663	4475	4299	51
			11.8	39.2	17.8	116.7	14	134 G	TL	5300	3815	3180	2650	2440	2375	2300	2205	2120	4.00
										11684	8411	7011	5842	5379	5236	5071	4861	4674	58
							16	136 G	TL	5600	4030	3360	2800	2575	2510	2430	2330	2240	4.50
										12346	8885	7408	6173	5677	5534	5357	5137	4938	65
18-19.5	MT63L	14	465	1100	475	3275	16	160 F	TL	11250	8100	6750	5625	5175	5040	4840	4500	-	6
										24802	17857	14881	12401	11409	11111	10670	9921	-	87
			18.3	43.3	18.7	128.9	18	163 F	TL	12190	8775	7315	6095	5605	5460	5240	4875	-	6.75
										26874	19346	16127	13437	12357	12037	11552	10748	-	98
10.5-20	MT63	9	275	967	445	2930	10	128 G	TL	4500	3240	2700	2250	2070	2015	1950	1870	1800	3.75
			10.8	38.1	17.5	115.4					7145	5955	4960	4565	4445	4300	4125	3970	51
12.5-20	MT63	11	330	1055	482	3145	12	132 G	TL	5000	3600	3000	2500	2300	2240	2170	2080	2000	3.5
			13.0	41.5	19.0	123.8					7940	6615	5515	5070	4940	4785	4585	4410	51
405/70-20	MT63	13	410	1085	471	3222	14	145 G	TL	7250	5220	4350	3625	3335	3250	3145	3015	2900	3.50
			16.1	42.7	18.5	126.9				15983	11508	9590	7992	7352	7165	6934	6647	6393	51
405/70-24	MT63	13	425	1180	577	3589	14	148 G	TL	7875	5670	4725	3940	3620	3530	3420	3275	3150	3.50
			16.7	46.5	22.7	141.3				17361	12500	10417	8686	7981	7782	7540	7220	6945	51

*= Under Development



MT 72

MT 72 MPT tyre is designed for use in Multipurpose all terrain trucks and speciality machines used in agriculture. Its ideally spaced lugs provide superior traction and self-cleaning in wet surface conditions.

MPT
TRA Code

G
Speed Index


Compact Wheel Loader


Telescopic Handler


Multi Purpose Truck

Tyre Size	Pattern	Rim Width (inch) REC	Unloaded Inflated Dimensions ± 2%		Static Loaded Radius	Rolling Circumference (mm) ±2.5%	PR	Load Index	Type	Load Capacity kg / lbs Speed kp/h / mph									Inflation Pressure
			SW	OD						STATIC	10	20	30	40	50	65	80	90	
			mm	mm	mm	mm													bar
			in	in	in	in					6	12	19	25	31	40	50	56	p.s.i
405/70-20	MT72	13	407	1080	475	3280	14	145 G	TL	7250	5220	4350	3625	3335	3250	3145	3015	2900	3.50
			16.0	42.5	18.7	129.1				15983	11508	9590	7992	7352	7165	6934	6647	6393	51
405/70-24	MT72	13	420	1200	552	3575	14	148 G	TL	7875	5670	4725	3940	3620	3530	3420	3275	3150	3.50
			16.5	47.2	21.7	140.7				17361	12500	10417	8686	7981	7782	7540	7220	6945	51

*= Under Development



MT 90

The MT 90 MPT tyre is designed for use on various machines such as telehandlers, excavators, rough terrain forklifts etc. Its lugs are designed to provide excellent traction in varied terrain. Rated for F speed, the tyre can be used in machines capable of doing 80 kmph.



TRA Code | **Speed Index** | **Multi Purpose Truck** | **Rough Terrain Forklift** | **Telescopic Handler** | **Compact Wheel Loader**

Tyre Size	Pattern	Rim Width (inch) REC	Unloaded Inflated Dimensions ± 2%		Static Loaded Radius	Rolling Circumference ±2.5%	PR	Load Index	Type	Load Capacity kg / lbs Speed kp/h / mph								Inflation Pressure
			SW	OD						STATIC	10	20	30	40	50	65	80	bar
			mm	mm	mm	mm					6	12	19	25	31	40	50	p.s.i
18-22.5	MT90	14	477	1180	528	3519	16	163 F	TL	12190	8775	7315	6095	5605	5460	5240	4875	6.00
										26874	19346	16127	13437	12357	12037	11552	10748	87
							18	166 F	TL	13250	9540	7950	6625	6095	5935	5700	5300	6.75
			18.8	46.5	20.8	138.5				29211	21032	17527	14606	13437	13084	12566	11684	98
							20	168 F	TL	14000	10080	8400	7000	6440	6270	6020	5600	7.25
										30865	22223	18519	15432	14198	13823	13272	12346	105

*= Under Development



TE 09

The TE 09 is a multi-purpose tyre designed for use on machines such as Boom lifts, Aerial work platforms, compact wheel loaders etc. Its block type tread design offers good surface contact enabling better stability. It can also be used on loose sandy surfaces where flotation is required.



TRA Code



Speed Index



Multi Purpose Truck



Compact Wheel Loader



Telescopic Handler



Boom Lift

Tyre Size	Pattern	Rim Width (inch) REC	Unloaded Inflated Dimensions ± 2%		Static Loaded Radius	Rolling Circumference ±2.5%	PR	Load Index	Type	Load Capacity kg / lbs Speed kp/h / mph								Inflation Pressure
			SW	OD						STATIC	10	20	30	40	50	65	80	bar
			mm	mm	mm	mm												
			in	in	in	in					6	12	19	25	31	40	50	p.s.i
18-22.5	TE09	14	480	1163	521	3492	16	163 F	TL	12190	8775	7315	6095	5605	5460	5240	4875	6.00
										26874	19346	16127	13437	12357	12037	11552	10748	87
			18.9	45.8	20.5	137.5	20	168 F	TL	14000	10080	8400	7000	6440	6270	6020	5600	7.25
										30865	22223	18519	15432	14198	13823	13272	12346	105

*= Under Development



EX 54

The EX 54 ML tyre is designed for use in Wheel Excavators. Its built for heavy duty jobs at work sites and to be used on road for transport, with speed up to 40kph / 25mph. The robust and ideally spaced lugs provide optimal traction on all surfaces and promote self-cleaning in wet and muddy underfoot conditions.

E-3/L-3
TRA Code

A2/B
Speed Index


Wheel Excavator

Tyre Size	Pattern	Rim Width (inch) REC	Unloaded Inflated Dimensions ± 2%		Static Loaded Radius	Rolling Circumference ±2.5%	PR	Load Index	Type	Load Capacity kg / lbs Speed kp/h / mph						Inflation Pressure
			SW	OD						STATIC	10	20	25	30	40	
			mm	mm	mm	mm										bar
			in	in	in	in					6	12	16	19	25	p.s.i
10.00-20	EX 54	7.50	279	1053	507	3351	16	146B	TT	7000	5000	4000	3270	3090	3000	7.50
			10.98	41.45	19.96	131.9				15435	11025	8820	7210	6810	6615	109

*= Under Development



MT 45

MT 45 R-4 tyre is a tyre designed for drive wheel application in machines used for construction and agro-industrial applications. Its unique tread design enables excellent traction. Also, the overlapping lugs provide good continuity thus providing good directional stability and good steering on varied terrains. This tyre can be used in backhoe loaders, industrial tractors, compact wheel loaders, mini dumpers and such machines.

R-4 — **TRA Code**

A8 — **Speed Index**


Compact Wheel Loader


Telescopic Handler


Backhoe Loader

Tyre Size	Pattern	Rim Width (inch)	Dimensions ± 2%		Static Loaded Radius (mm)	Rolling Circumference (mm) ±2.5%	PR	Load index / Speed symbol	Type	Load Capacity kg / lbs										Pressure
			SW	OD						10 (km/h) 6 (mph)		20 (km/h) 12 (mph)		25 (km/h) 16 (mph)		30 (km/h) 19 (mph)		40 (km/h) 25 (mph)		
		REC	mm in	mm in	mm in	mm in				Free Wheel	Drive Wheel	Free Wheel	Drive Wheel	Free Wheel	Drive Wheel	Free Wheel	Drive Wheel	Free Wheel	Drive Wheel	bar p.s.i
10.5/80-18	MT45	W9	282	911	406	2666	10	131 A8	TL	2730	1905	2455	1715	2320	1620	2185	1525	1950	1360	3.70
								119 A8		6019	4200	5412	3781	5115	3571	4817	3362	4299	2998	54
			11.1	35.9	16.0	105.0	14	138 A8		3305	2310	2975	2080	2810	1965	2645	1850	2360	1650	5.20
								125 A8		7286	5093	6559	4586	6195	4332	5831	4079	5203	3638	75
12.5/80-18	MT45	W9	315	985	439	2901	12	142 A8	TL	3710	2590	3340	2330	3155	2200	2970	2070	2650	1850	3.70
								129 A8		8179	5710	7363	5137	6956	4850	6548	4564	5842	4079	54
							14	145 A8		4060	2800	3655	2520	3450	2380	3250	2240	2900	2000	4.30
			12.4	38.8	17.3	114.2		132 A8		8951	6173	8058	5556	7606	5247	7165	4938	6393	4409	62
							16	148 A8		4410	3050	3970	2745	3750	2595	3530	2440	3150	2180	4.90
								135 A8		8951	6173	8058	5556	7606	5247	7165	4938	6393	4409	62

*= Under Development



MT 45 HD

MT 45 HD R-4 tyre is a tyre designed for drive wheel application in machines used for construction and agro-industrial applications. Its unique tread design enables excellent traction. Also, the overlapping lugs provide good continuity thus providing good directional stability and good steering on varied terrains. This tyre can be used in backhoe loaders, industrial tractors, compact wheel loaders, mini dumpers and such machines.

R-4 — **TRA Code**

A8 — **Speed Index**


Self Loading Concrete Mixer


Telescopic Handler


Backhoe Loader


Compact Wheel Loader

Tyre Size	Pattern	Rim Width (inch)	Dimensions ± 2%		Static Loaded Radius (mm)	Rolling Circumference (mm) ±2.5%	PR	Load index / Speed symbol	Type	Load Capacity kg / lbs										Pressure
			SW	OD						10 (km/h) 6 (mph)		20 (km/h) 12 (mph)		25 (km/h) 16 (mph)		30 (km/h) 19 (mph)		40 (km/h) 25 (mph)		
		REC	mm in	mm in	mm in	mm in				Free Wheel	Drive Wheel	Free Wheel	Drive Wheel	Free Wheel	Drive Wheel	Free Wheel	Drive Wheel	Free Wheel	Drive Wheel	bar p.s.i
10.5/80-18	MT45	W9	282	911	406	2666	10	131 A8	TL	2730	1905	2455	1715	2320	1620	2185	1525	1950	1360	3.70
								119 A8		6019	4200	5412	3781	5115	3571	4817	3362	4299	2998	54
			11.1	35.9	16.0	105.0	14	138 A8		3305	2310	2975	2080	2810	1965	2645	1850	2360	1650	5.20
								125 A8		7286	5093	6559	4586	6195	4332	5831	4079	5203	3638	75
12.5/80-18	MT45	W9	315	985	439	2901	12	142 A8	TL	3710	2590	3340	2330	3155	2200	2970	2070	2650	1850	3.70
								129 A8		8179	5710	7363	5137	6956	4850	6548	4564	5842	4079	54
							14	145 A8		4060	2800	3655	2520	3450	2380	3250	2240	2900	2000	4.30
			12.4	38.8	17.3	114.2		132 A8		8951	6173	8058	5556	7606	5247	7165	4938	6393	4409	62
							16	148 A8		4410	3050	3970	2745	3750	2595	3530	2440	3150	2180	4.90
								135 A8		8951	6173	8058	5556	7606	5247	7165	4938	6393	4409	62

*= Under Development



CM 09

The CM 09 is a non-directional tyre designed for construction machinery. It has been engineered to provide optimum traction on a variety of underfoot conditions while maintaining good handling and ride. The tough construction and superior compound provides superior puncture resistance and overall better life.

R-4
TRA Code

A8
Speed Index


Self Loading Concrete Mixer


Self Loading Concrete Mixer


Telescopic Handler


Compact Wheel Loader

Tyre Size	Pattern	Rim Width (inch) REC	Unloaded Inflated SW	Unloaded Inflated OD	Static Loaded Radius	Rolling Circumference ±2.5%	PR	Load Index	Type	Load Type	Inflation Pressure	Load Capacity kg / lbs Speed kp/h / mph						
			mm	mm	mm	mm					bar	STATIC	5	10	15	20	25	30
			in	in	in	in					p.s.i		3	6	9	12	16	19
400/70-20	CM 09	13.00	545	1236	530	3735	16	155A8	TL	Constant	5.0	8915	6470	5815	5195	4765	4300	4145
											73	19654	14264	12820	11453	10505	9480	9138
			21	48.7	21	147				Cyclic	5.0	8915	5620	4845	4380	4225	4110	4030
											73	19654	12390	10681	9656	9315	9061	8885

*= Under Development



LS 24

The LS 24 tyre is designed for use in mini loaders and skid steer loaders. The well spaced directional lug trea design is ideal for loose surfaces. The tyre is engineered with special cut and chip resistance compound.

A8
Speed Index

Mini Loader

Compact Wheel Loader

Site Dumper

Tyre Size	Pattern	Rim Width (inch) REC	Unloaded inflated Dimension ± 2%		Static Loaded Radius (mm) ± 2.5%	Rolling Circumference ± 2.5%	PR	Type	Load Capacity		Inflation Pressure
			SW	OD					10 (km/h) 6 (mph)	15 (km/h) 9 (mph)	
			mm inch	mm inch	mm inch	mm inch			kg lbs	kg lbs	bar p.s.i
7.00-15	LS24	5.5	205	745	344	2277	6	TT	1440	1140	4.10
			8.07	29.33	13.54	89.64			3175	2515	60

*= Under Development


BACKHOE
LOADER



BL 54

BL 54 L-4 tyre is designed for backhoe loaders and industrial tractors are engaged in severe duty applications in construction sites, municipal work and on sites that have highly abrasive surfaces.Deep tread directional pattern with large central blocks and strong shoulder blocks built with special cut and chip resistant compound that provides significantly longer life when compared to standard R-4tyres. Optimally spaced lugs with high solid to void ratio provide superior traction on hard and abrasive surfaces. Providing consistent and dependable performance in severe duty conditions.

L-4 — **TRA Code**

A8 — **Speed Index**

 **Backhoe Loader**

 **Industrial Tractor**

 **Telescopic Handler**

Size	Pattern	Rim Width (inch)	Unloaded Inflated Dimensions ± 2%		Static Loaded Radius (mm)	Rolling Circumfer-ence (mm) ±2.5%	PR	Type	Load Index	Recommended Load, kg (lbs) 40 km/h 25 mph	
			SW	OD						Max Load	Inf. Pr
		REC	mm	mm	mm	mm			Speed symbol	kg	bar
			in	in	in	in				lbs	p.s.i
12.5/80-18	BL 54	W9	310	965	445	2810	14	TL	132A8	2000	4.30
			12.2	38	17.5	110.6				4410	62
16.9-24*	BL 54	-	-	-	-	-	14	TL	-	-	-
			-	-	-	-				-	-
19.5L-24	BL 54	W15L	500	1320	590	3795	14	TL	154A8	3750	2.60
			19.7	52	23.2	149.4				8270	38
21L-24*	BL 54	-	-	-	-	-	16	TL	-	-	-
			-	-	-	-				-	-
18.4-26*	BL 54	-	-	-	-	-	14	TL	-	-	-
			-	-	-	-				-	-
16.9-28	BL 54	W15	445	1405	645	4140	14	TL	156A8	4000	3.00
			17.5	55.3	25.4	163				8820	44
16.9-30*	BL 54	-	-	-	-	-	14	TL	-	-	-
			-	-	-	-				-	-

*= Under Development



BL 90

BL 90 R-4 is a construction and industrial application tyre made for use in machines such as Backhoe Loaders, Industrial Tractors, Compact Loaders etc engaged in a variety of lifting and loading operations.
the strong carcass and under-tread maximizes tread impact protection to reduce risk of punctures. The wide, flat lugs with wide central blocks provide stability, good traction and longer life. The tread ideally spaced and angled lugs promote superior self-cleaning providing best off-road traction. The sturdy construction also provides maximum sidewall and rim flange protection, reducing impact damages.

R-4 — **TRA Code**

A8 — **Speed Index**

 **Backhoe Loader**

 **Industrial Tractor**

 **Telescopic Handler**

Tyre Size	Pattern	Rim Width (inch)	Unloaded Dimensions				PR	Type	Load Index Speed symbol	Recommended Load, kg (lbs)	
			SW	OD	SLR	RC				40 km/h	
		REC	mm	mm	mm	mm				Max Load	Inf. Pr
			in	in	in	in				kg	bar / p.s.i
										lbs	
480/80-26 (18.4-26)	BL90	W16L	495	1420	640	4215	14	TL	160 A8	4500	3.20
										9925	46
							16	TL	162 A8	4750	3.50
			19.5	55.9	25.2	165.9				10475	51
							20	TL	167 A8	5450	4.00
										12015	58

*= Under Development



BL 09

The R-4 BL 09 tyre is designed for use in backhoe loaders and industrial tractors. Its unique tread design is designed to perform across various surface conditions making it a truly multi-terrain tyre. The unique tread designs with primary and secondary lugs provide traction and excellent protection to the carcass. This helps the tyre last longer in demanding applications.

R-4 — **TRA Code**

A8 — **Speed Index**

Backhoe Loader

Industrial Tractor

Tyre Size	Pattern	Rim Width (inch)	Unloaded Inflated Dimensions ± 2%		Static Loaded Radius	Rolling Circumference ±2.5%	PR	Type	Load Index	Recommended Load, kg (lbs) 40 km/h 25 mph	
			SW	OD					Speed symbol	Max Load	Inf. Pr
		REC	mm	mm	mm	mm				kg	bar
			in	in	in	in				lbs	p.s.i
16.9-28	BL09	W15	450	1420	646	4193	12	TT/TL	152A8	3550	2.60
										7830	38
			17.7	55.9	25.4	165.1	14	TL	156A8	4000	3.00
										8820	44

*= Under Development



BL 18

The BL18 R-4 tyre is designed for backhoe loaders and compact loaders that are engaged in digging and loading application in construction and agro-allied jobs. It features deep tyre tread which is built with special cut and chip resistant compound that provides longer life. In addition, the ideally spaced and angled lugs promote efficient self-cleaning. Providing superior traction in wet under-foot conditions.

R-4 — **TRA Code**

A8 — **Speed Index**

 **Backhoe Loader**

 **Industrial Tractor**

Size	Pattern	Rim Width (inch)	Unloaded Inflated Dimensions ± 2%		Static Loaded Radius (mm)	Rolling Circumference (mm) ±2.5%	PR	Type	Load Index	Recommended Load, kg (lbs) 40 km/h 25 mph	
			SW	OD						Max Load	Inf. Pr
		REC	mm	mm	mm	mm			Speed symbol	kg	bar
			in	in	in	in				lbs	p.s.i
16.9-28	BL18	W15	446	1413	416	2965	12	TT/TL	152A8	3550	2.60
										7830	38
			17.5	55.6	18.11	116.7	14	TL	156A8	4000	3.00
										8820	44

*= Under Development



BL 63

BL 63 R-4 tyre is designed for use on backhoe loaders, industrial tractors and similar machinery. Its octagonal central blocks provides larger rubber mass in the tyre's center line, increasing stability, hard surface performance and providing better steering. The ideally spaced curved multi-angle lugs provide optimal traction, superior self-cleaning in un-even and wet underfoot conditions. The tyre is built with compound to resist chunking and also provide superior wear resistance for enhanced life.

R-2 — **TRA Code**

A8 — **Speed Index**

 **Backhoe Loader**

 **Industrial Tractor**

 **Telescopic Handler**

Size	Pattern	Rim Width (inch)	Unloaded Inflated Dimensions ± 2%		Static Loaded Radius (mm)	Rolling Circumference (mm) ±2.5%	PR	Type	Load Index	Recommended Load, kg (lbs) 40 km/h 25 mph	
			SW	OD						Max Load	Inf. Pr
		REC	mm	mm	mm	mm			Speed symbol	kg	bar
			in	in	in	in				lbs	p.s.i
16.9-24*	BL 63	-	-	-	-	-	12	TL	-	-	-
			-	-	-	-				-	-
17.5L-24	BL 63	W15L	460	1250	3730	570	12	TL	148A8	3000	2.70
			18.1	49.2	146.9	22.4				6615	39
19.5L-24	BL 63	W15L	505	1340	600	3975	12	TL	151A8	3450	2.30
			19.9	52.8	23.6	156.5				7605	33
16.9-28*	BL 63	-	-	-	-	-	12	TL	-	-	-
			-	-	-	-				-	-

*= Under Development



EM 27 | L-3

The EM 27 L-3 tyre is designed for backhoe loaders. Its wide lugs provide more ground contact area and excellent traction. The tyre is built with heat resistant compound. It is built to withstand cuts and chips while working on tough terrain. The strong nylon casing provides the tyre with toughness to carry heavy loads and minimise chances of punctures.

L-3 — **TRA Code**

A2 — **Speed Index**

Backhoe Loader

Size	Pattern	Rim Width (inch)	Unloaded Inflated Dimensions ± 2%		Static Loaded Radius	Rolling Circumference	PR	Type	Load Index	Inf. Pr	Recommended Load, kg (lbs) 10 km/h Max Load
			SW	OD							
		REC	mm	mm	mm	mm				bar / p.s.i	kg
			in	in	in	in					lbs
14.00-25	EM 27	10.00/1.5	415	1375	632	4056	12	TT	177A2	5.50	7300
										80	16095
			16.4	54.4	25.0	160.7	20	TT/TL	182A2	7.00	8500
										102	18740

*= Under Development



TI 09

TI 09 is a R-4 tyre industrial and construction tyre designed for use as drive wheel in backhoe loaders and tractors used in construction and industrial applications. The over-lapping lugs ideally spaced have excellent traction and self-cleaning properties. It can be used on both hard such as asphalted road and uneven surfaces, such as construction sites.



TRA Code



Speed Index



Backhoe Loader



Industrial Tractor



Municipal Tractor

Tyre Size	Pattern	TRA CODE	Rim Width (inch)		Unloaded Inflated Dimensions ± 2%		Static Loaded Radius	Rolling Circumference ±2.5%	PR	Load Index / Speed index	Type	Recommended Load, kg (lbs)						
												Speed, km/h (mph)						
												Industrial Use						
												Inf. Pr	Constant Load			Cyclic Application		
			REC	ALT	SW	OD						bar	20	30	40	20	30	40
					mm	mm	mm	mm										
					in	in	in	in				p.s.i	12	19	25	12	19	25
14.9-24	TI09	R4	W13	W11, W12	398	1280	569	3717	8	137A8 / 138A6	TL	2.10	2505	2390	2300	2830	2460	2300
												30	5525	5270	5070	6240	5425	5070
					15.7	50.4	22.4	146.3	12	145A8 / 146A6		2.90	3160	3000	2900	3565	3105	2900
												42	6970	6615	6395	7860	6845	6395
17.5L-24	TI09	R4	W15L	W14L	495	1298	567	3726	12	148A8 / 149A6	TL	2.70	3445	3250	3150	3875	3370	3150
					19.5	51.1	22.3	146.7				39	7595	7165	6945	8545	7430	6945
19.5L-24	TI09	R4	W16L	-	510	1322	578	3811	12	151A8 / 152A6	TL	2.30	3760	3550	3450	4245	3690	3450
					20.1	52	22.8	150.1				33	8290	7830	7605	9360	8135	7605
21L-24	TI09	R4	W18L	-	565	1405	613	4047	12	155A8 / 156A6	TL	2.20	4225	4000	3875	4765	4145	3875
					22.2	55.3	24.1	159.3				32	9315	8820	8545	10505	9140	8545
18.4-26	TI09	R4	W16L	W15L	490	1430	626	4127	12	156A8 / 157A6	TL	2.50	4360	4125	4000	4920	4280	4000
												36	9615	9095	8820	10850	9435	8820
					19.3	56.3	24.6	162.5	14	159A8 / 160A6	TL	2.90	4625	4375	4500	5220	4540	4500
												42	10200	9645	9925	11510	10010	9925
16.9-28	TI09	R4	W15L	W14L	460	1425	637	4160	12	152A8 / 153A6	TL	2.60	3870	3690	3550	4365	3800	3550
												38	8535	8135	7830	9625	8380	7830
					18.1	56.1	25.1	163.8	14	155A8 / 156A6	TL	3.00	4205	4030	3875	4765	4145	3875
												44	9270	8885	8545	10505	9140	8545

*= Under Development



TI 18

The TI 18 R-4 tyre is designed for use in backhoe loaders and industrial tractors for non-agricultural applications. The heavy nylon construction reinforced with special tread compound helps the tyre last longer and provide better performance, both on and off the road.

R-4 — TRA Code

A6/A8 — Speed Index

 Backhoe Loader

 Industrial Tractor

 Municipal Tractor

Tyre Size	Pattern	TRA CODE	Rim Width (inch)		Unloaded Inflated Dimensions ± 2%		Static Loaded Radius	Rolling Circumference ±2.5%	PR	Load Index / Speed index	Type	Recommended Load, kg (lbs)						
												Speed, km/h (mph)						
												Industrial Use						
					SW	OD						Inf. Pr	Constant Load			Cyclic Application		
			REC	ALT	mm	mm	mm	mm				bar	20	30	40	20	30	40
					in	in	in	in				p.s.i	12	19	25	12	19	25
16.9-24	TI18	R4	W15L	W14L	462	1339	590	4090	10	145A8	TL	2.20	3160	3015	2900	3565	3105	2900
					18.2	52.7	23.2	161				32	6970	6650	6400	7860	6845	6400
					462	1339	590	4090	12	149A8	TL	2.6	3540	3380	3250	3995	3480	3250
					18.2	52.7	23.2	161				38	7805	7455	7165	8810	7675	7165
17.5L-24	TI18	R4	W15L	W14L	470	1266	568	3667	10	144A8	TL	2.20	3050	2910	2800	3445	2995	2800
					18.5	49.8	22.4	144.4				32	6725	6415	6150	7595	6605	6150
19.5L-24	TI18	R4	W16L	-	491	1321	592	3826	12	151A8	TL	2.30	3760	3590	3450	4245	3690	3450
					19.3	52	23.3	150.6				33	8290	7915	7600	9360	8135	7600
21L-24	TI18	R4	W18L	-	555	1367	614	3962	12	155A8	TL	2.20	4225	4030	3875	4765	4145	3875
					21.9	53.8	24.2	156				32	9315	8885	8550	10505	9140	8550
16.9-28	TI18	R4	W15L	W14L	457	1427	640	4136	10	147A8	TL	2.20	3350	3200	3075	3780	3290	3075
					18	56.2	25.2	162.8				32	7385	7055	8550	8335	7255	8550

*= Under Development



TI 27

The TI 27 R-4 tyre for construction machinery is designed to provide good performance. Narrow overlapping lugs in the centre which spread wider towards the shoulder, provide good self-cleaning and traction. The stepped lug design provides the tyres with excellent stability. It minimises tyre noise at transport speeds.

R-2
TRA Code

A8
Speed Index


Backhoe Loader


Compact Wheel Loader


Telescopic Handler


Site Dumper

Tyre Size	Pattern	TRA CODE	Rim Width (inch)	Unloaded Inflated Dimensions ± 2%		Static Loaded Radius	Rolling Circumference ±2.5%	PR	Load Index / Speed index	Type	Recommended Load, kg (lbs)						
											Speed, km/h (mph)						
											Industrial Use						
											Inf. Pr	Constant Load			Cyclic Application		
			REC	mm	mm	mm	mm				bar	20	30	40	20	30	40
				in	in	in	in				p.s.i	12	19	25	12	19	25
10.5/80-18	TI27	R4	W9	297	904	403	2649	10	119 A8	TL	3.70	1480	1415	1360	1675	1455	1360
				11.7	35.6	15.9	104.3				54	3265	3120	3000	3695	3210	3000
12.5/80-18	TI27	R4	W9	334	1005	449	2945	12	129 A8	TL	3.70	2015	1925	1850	2275	1980	1850
				13.1	39.6	17.7	115.9				54	4445	4245	4080	5015	4365	4080

*= Under Development



BL 36

The TVS Eurogrip BL 36 is a non-directional tyre adapted from the design for large OTR machines. It is designed for use in machines engaged in construction jobs. The non-directional lug design is ideal for constant forward and backward movement, especially for machines that are used for scooping and loading.

The tyre is built with special compound to resist cuts and have reduced abrasion, providing longer life in severe working conditions.

R-4
TRA Code

A8
Speed Index


Backhoe Loader


Self Loading Concrete Mixer


Compact Wheel Loader


Site Dumper

Tyre Size	Pattern	Rim Width (inch)	Unloaded Dimensions				PR	Free | Drive Wheel	Type	Inf. Pr	Recommended Load, kg (lbs)									
											Speed, km/h (mph)									
											Free Rolling					Drive Wheel				
			SW	OD	SLR	RC														
		REC	mm	mm	mm	mm		Load Index		bar / p.s.i	10	20	25	30	40	10	20	25	30	40
			in	in	in	in		Speed Symbol			6	12	14	19	25	6	12	14	19	25
12.5/80-18 (320/80-18)	BL36	W9	315	980	440	3030	16	148 A8 | 135 A8	TL	4.90	3940	3560	3340	3275	3150	2725	2465	2310	2265	2180
			12.4	38.6	17.3	119.3				71.0	8690	7850	7365	7220	6945	6010	5435	5095	4995	4805

*= Under Development



BL 81

The TVS Eurogrip BL 81 IMP is a construction and industrial application tyre made for use in backhoe loaders, other industrial tractors, compact wheel loaders, site / mini dumpers, selfloading concrete mixers etc. It is

IMP — **TRA Code**

A8 — **Speed Index**


Backhoe Loader


Self Loading Concrete Mixer


Compact Wheel Loader


Site Dumper

Tyre Size	Pattern	Rim Width (inch)	Unloaded Dimensions				PR	Free | Drive Wheel	Type	Inf. Pr	Recommended Load, kg (lbs)									
											Speed, km/h (mph)									
											Free Rolling					Drive Wheel				
			SW	OD	SLR	RC														
		REC	mm	mm	mm	mm		Load Index		bar / p.s.i	10	20	25	30	40	10	20	25	30	40
			in	in	in	in		Speed Symbol			6	12	14	19	25	6	12	14	19	25
12.5/80-18 (320/80-18)	BL 81	W9	315	990	445	1900	14	146 A8/ 134 A8	TL	4.9	3750	3390	3180	3120	3000	2650	2400	2250	2200	2120
			12.4	39.0	17.5	114.2				71	8270	7475	7010	6880	6615	5845	5290	4960	4850	4675

*= Under Development



BL 27

The TVS Eurogrip BL 27 R-4 is a construction and industrial application tyre made for use in backhoe loaders, other industrial tractors, compact wheel loaders, site/mini dumpers, self-loading concrete mixers etc. It is ideal for many kinds of digging, lifting, loading and transport operations.

The ideally spaced lugs with high tread depth provide good self-cleaning and excellent traction on variety of surface conditions. The special cut and chip resistance compound used ensures longer life and consistent performance over the lifetime of the tyre.

R-4
TRA Code

A8
Speed Index


Backhoe Loader


Self Loading Concrete Mixer


Compact Wheel Loader


Site Dumper

Size	Pattern	Rim Width (inch)	Unloaded Inflated Dimensions ± 2%		Static Loaded Radius	Rolling Circumference	PR	Type	Load Index	Inf. Pr	Recommended Load, kg (lbs) 40 km/h Max Load
			SW	OD							
		REC	mm	mm	mm	mm				bar / p.s.i	kg
			in	in	in	in					lbs
12.5/80-18	BL 27	W9	314	1002	445	2911	12	TT/ TL	142A8	3.70	2650
										54	5845
			12.3	39.4	17.5	114.6	16	TT	150A8	5.50	3350
										80	7385

*= Under Development



BL 45

The BL 45 is designed for use as the front / steering tyre in backhoe loaders. Its ideally suited for digging and loading operations. The optimally spaced and shaped lugs provide good self-cleaning in wet conditions and smooth operations on hard surfaces.

IND — **TRA Code**

A6 — **Speed Index**

 **Backhoe Loader**

 **Trailer**

Size	Pattern	Rim Width (inch)	Unloaded Inflated Dimensions ± 2%		Static Loaded Radius	Rolling Circumference	PR	Type	Load Index	Inf. Pr	Recommended Load, kg (lbs) 30 km/h Max Load
			SW	OD							
		REC	mm	mm	mm	mm				bar / p.s.i	kg
			in	in	in	in					lbs
9.00-16	BL 45	6.00G	255	920	430	2775	16	TT	137A6	7.25	2300
			10.1	36.5	17.0	109.1				105	5070

*= Under Development



TT 09 IND

The TT 09 IND is designed for use as the front / steering tyre in backhoe loaders. Its ideally suited for digging and loading operations. The wide shoulder blocks and continious central rib provide optimal performance on hard surfaces and on un-even underfoot conditions.

IND — **TRA Code**

A6 — **Speed Index**

 **Backhoe Loader**

Tyre Size	Pattern	Rim Width (inch)	Uninflated Dimensions ± 2%		Static Loaded Radius (mm)	PR	Type	Load Index	Inf. Pr	Recommended Load, kg (lbs)
			SW (mm)	OD (mm)						Speed, km/h (mph)
		REC	mm	mm	mm				bar / p.s.i	30
			in	in	in					19
9.00-16	TT09	6.00G	261	912	430	16	TT	137 A6	7.25	2300
			10.3	35.9	16.9				105	5070

*= Under Development



F-3

The F-3 ribbed tyre is designed for use in two-wheel drive backhoe loaders as a steering wheel. Its low rolling resistance and good directional stability makes it ideal for use on both the road and in off-road.

F-3
TRA Code

A8
Speed Index


Backhoe Loader


Industrial Tractor

Size	Pattern	Rim Width (inch)	Unloaded Inflated Dimensions ± 2%		Static Loaded Radius	PR	Type	Load Index	Inf. Pr	Recommended Load, kg (lbs)	
			SW	OD						30 km/h	40 km/h
										Max Load	Max Load
		REC	mm	mm	mm				bar / p.s.i	kg	kg
			in	in	in					lbs	lbs
11L-15SL	F3	8	293	830	376	10	TL	115A6 / 110A8	3.60	1215	1060
			11.5	32.7	14.8				52	2680	2335
11L-16SL	F3	8	282	830	377	10	TL	116A6 / 112A8	3.60	1250	1120
									52	2755	2470
			11.1	32.7	14.8	12		120A6 / 116A8	4.40	1400	1250
									64	3085	2755

*= Under Development



F 09

The F 09 is designed for use in the a front steering wheel of two wheel drive backhoe loaders. The design provides low rolling resistance. It is an ideal choice for both on and off road use in haulage and soil tillage.

F-3 — **TRA Code**

A8 — **Speed Index**



Backhoe Loader



Industrial Tractor

Size	Pattern	Rim Width (inch)	Unloaded Inflated Dimensions ± 2%		Static Loaded Radius	PR	Type	Load Index	Inf. Pr	Recommended Load, kg (lbs)	
			SW	OD						30 km/h	40 km/h
										Max Load	Max Load
		REC	mm	mm	mm				bar / p.s.i	kg	kg
			in	in	in					lbs	lbs
11L-15	F-09	8	277	810	372	10	TL	115A6 / 110A8	3.60	1215	1060
			10.9	31.9	14.6				52	2680	2340
11L-16	F-09	8	267	805	374	10	TL	116A6 / 112A8	3.60	1250	1120
									52	2755	2470
			10.5	31.7	14.7	12		120A6 / 116A8	4.40	1400	1250
									64	3085	2755

*= Under Development

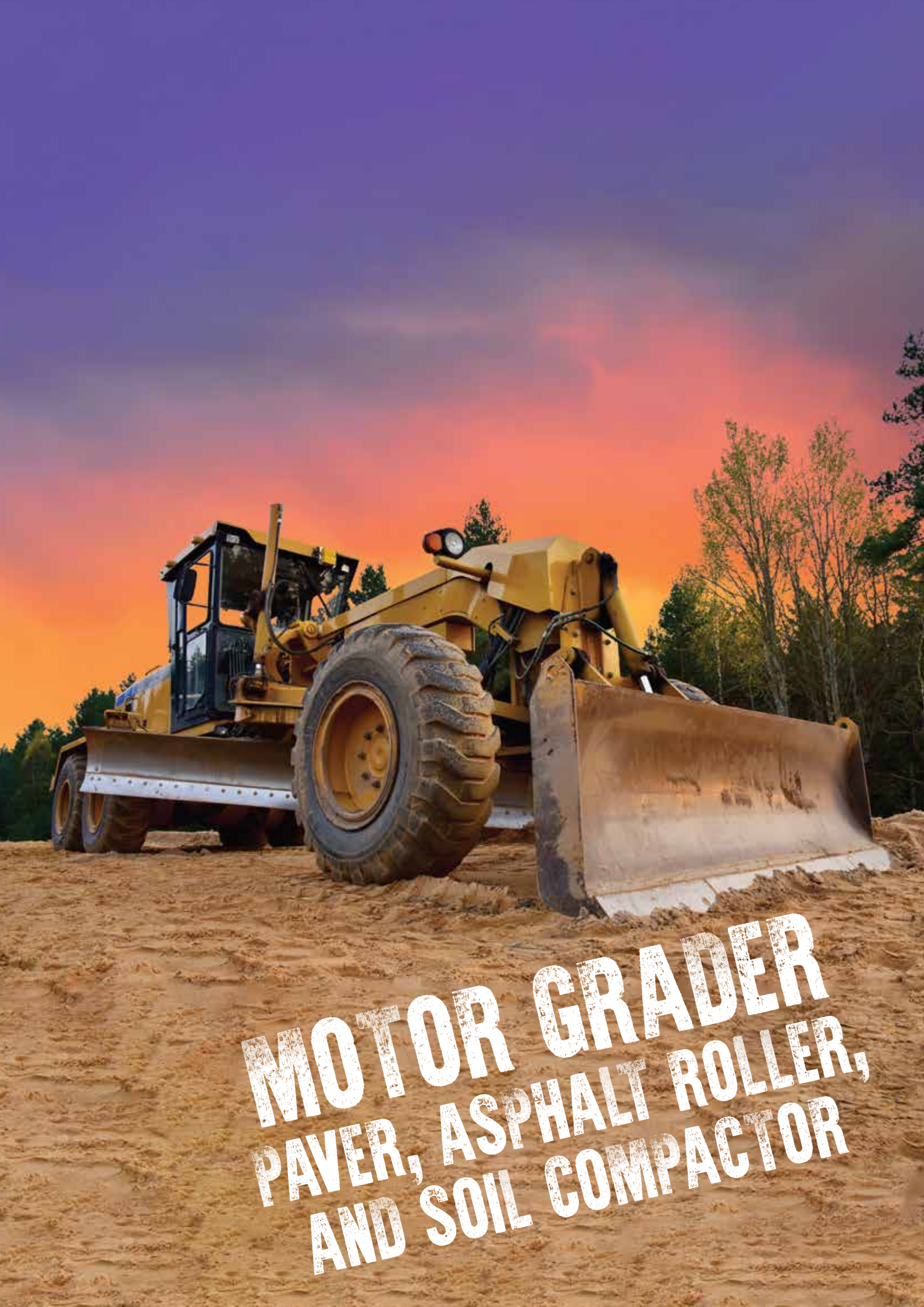

MOTOR GRADER PAVER, ASPHALT ROLLER, AND SOIL COMPACTOR



TG 18

The TG 18, L-2 / G-2 tyre is designed for use on motor graders. Its multi angle lug design, with overlapping nose blocks and aggressive shoulders provide good steering, consistent traction and superior self-cleaning. The tyre is built with ozone and weather resistant compound that can withstand cuts, snags and bruises in the toughest operating conditions.

L-2/G-2 — TRA Code

A8 — Speed Index

 Telescopic

 Motor Grader

Tyre Size	Pattern	TRA CODE	Rim Width (inch)		Unloaded Inflated Dimensions ± 2%		Static Loaded Radius	Rolling Circumference ±2.5%	PR, Load Index	Type	Inf. Pr	Recommended Load, kg (lbs)
					SW	OD						Speed, km/h (mph)
			REC	ALT	mm	mm	mm	mm			bar / p.s.i	40
					in	in	in	in				25
14.00-24	TG18	G2	8.00/1.4	8.00 TG SDC	384	1350	608	3987	16 153A8	TT/ TL	3.75	3650
					15.1	53.1	23.9	157			54	8050

*= Under Development



TG 09

TG 09 is a L-2 / G-2 tyre is designed for good traction and self-cleaning, suited for motor grader and other OTR equipment. It can also be used for larger telescopic handers used in construction sites. The tyre is built with a special compound to resist ozone and weather damages. Its ability to withstand cuts, snags and bruises help it o provide good life in severe operating conditions.

L-2/G-2 — **TRA Code**

A8 — **Speed Index**

 **Telescopic Handler**

 **Motor Grader**

Tyre Size	Pattern	TRA CODE	Rim Width (inch)		Unloaded Inflated Dimension		Static Loaded Radius	Rolling Circumference ±2.5%	PR, Load Index	Type	Inf. Pr	Recommended Load, kg (lbs)
					SW	OD						Speed, km/h (mph)
			REC	ALT	mm	mm	mm	mm			bar / p.s.i	40
					in	in	in	in				25
13.00-24	TG09	G2	8.00/1.4	8.00 TG SDC	355	1270	578	3765	12 143A8	TT/TL	3.00	2725
											44	6010
									14 146A8		3.50	3000
					14	50	22.8	148.2			51	6615
									16 149A8		4.00	3250
											58	7165
14.00-24	TG09	G2	8.00/1.4	8.00 TG SDC	398	1340	600	3967	12 147A8	TT/TL	2.75	3075
											40	6780
									14 151A8		3.25	3450
					16	52.8	23.6	156.2			47	7605
									16 153A8		3.75	3650
											54	8050
16.00-24	TG09	G2	10.00/1.7	10.00 VA SDC	465	1420	660	4283	16 160A8	TT/TL	3.25	4500
					18	55.9	26	169			47	9925

*= Under Development



GL 09

The GL 09 L-2/G-2 tyre is a rugged and study tyre for drive wheel applications. It is ideal for wheel loaders and motor graders. Built with heavy duty carcass and a tread compound that is resistant to weather and ozone damages. Its cut and chip resistance reduce cuts, snags and surface injuries. The wide base of the tyre enables consistent traction.



TRA Code | **Speed Index** | **Wheel Loader** | **Telescopic Handler** | **Motor Grader**

Tyre Size	Pattern	TRA CODE	Rim Width (inch)	Flange Height (inch)	Dimensions ± 2%		Static Loaded Radius (mm)	Rolling Circumference (mm) ±2.5%	PR	Load Index	Type	Recommended Load, kg (lbs)			
					SW (mm)	OD (mm)						Transport (50 kmph)		Loading (10 kmph)	
												Max Load	Inf. Pr	Max Load	Inf. Pr
			REC		mm	mm	mm	mm	Speed			kg	bar / p.s.i	kg	bar / p.s.i
					in	in	in	in	Symbol			lbs		lbs	
15.5-25	GL09	G2/L2	12	1.3	404	1288	599	3810	12	168A2 / 149B	TL	3250	2.50	5600	4.00
												7165	36	12350	58
					15.9	50.7	23.6	150	16	174A2 / 155B	TL	6750	5.25	3850	3.25
												14880	76	8490	47
17.5-25	GL09	G2/L2	14	1.5	450	1365	694	4440	12	171A2 / 153B	TL	3650	2.25	6150	3.50
												8050	33	13560	51
									16	177A2 / 158B		4250	3.00	7300	4.75
					17.7	53.7	27.3	174.8				9370	44	16095	69
									20	181A2 / 164B		5000	4.00	8250	5.75
												11025	58	18190	83
20.5-25*	GL09	G2/L2	16	-	-	-	-	-	-	-	-	-	-	-	-
					-	-	-	-				-	-	-	-

*= Under Development



RG 09

The RG 09 L-2/G-2 tyre is designed for use in Motor Graders. Its Tough carcass and special tread compound with weather and ozone resistant properties. These tyres are designed to withstand cuts, snags, and bruises under the most severe operating conditions. An open spaced tread pattern with self-cleaning property provides traction capability and is ideally suited for graders.
The tyre provides consistent traction on soft soil and has superior self-cleaning properties. (The sizes are available in Heavy Duty (HD) construction and modified (MOD) tread compound.

L-2/G-2
TRA Code

A8
Speed Index


Telescopic Handler


Motor Grader

Tyre Size	Pattern	TRA CODE	Rim Width (inch)		Unloaded Inflated Dimensions ± 2%		Static Loaded Radius (mm)	Rolling Circumference (mm) ±2.5%	PR, Load Index	Type	Inf. Pr	Recommended Load, kg (lbs)
					SW	OD						Speed, km/h (mph)
					(mm)	(mm)						
			REC	ALT	mm	mm	mm	mm			kPa / p.s.i	40
					in	in	in	in				25
13.00-24	RG09	E2/G2	8.00/1.4	8.00 TG SDC	353	1285	585	3795	12 143A8	TL	3.00	2725
											44	6010
									14 147 A8		3.50	3075
					13.9	50.6	23	149.4			51	6780
									16 149A8		4.00	3225
											58	7110
14.00-24	RG09	E2/G2	8.00/1.4	8.00 TG SDC	392	1345	612	3972	12 147A8	TL	2.50	3075
											36	6780
					15.4	53	24.1	156.4	16 153A8		3.50	3650
											51	8050

*= Under Development



RG 09 HD

The RG 09 HD L-2/G-2 tyre is designed for use in Motor Graders in heavy duty applications. Its Tough carcass and special tread compound with weather and ozone resistant properties. These tyres are designed to withstand cuts, snags, and bruises under the most severe operating conditions. An open spaced tread pattern with self-cleaning property provides traction capability and is ideally suited for graders.
The tyre provides consistent traction on soft soil and has superior self-cleaning properties.

L-2/G-2 — **TRA Code**

A8 — **Speed Index**

 **Telescopic**

 **Motor Grader**

Tyre Size	Pattern	TRA CODE	Rim Width inch)		Unloaded Inflated Dimensions ± 2% SW (mm)	Unloaded Inflated Dimensions ± 2% OD (mm)	Static Loaded Radius (mm)	Rolling Circumference (mm) ±2.5%	PR, Load Index	Type	Inf. Pr kPa / p.s.i	Recommended Load, kg (lbs) Speed, km/h (mph) 40
			REC	ALT	mm	mm	mm	mm				25
					in	in	in	in				
13.00-24	RG09	E2/G2	8.00/1.4	8.00 TG SDC	353	1285	585	3795	12 143A8	TL	3.00	2725
											44	6010
									14 147 A8		3.50	3075
					13.9	50.6	23	149.4			51	6780
									16 149A8		4.00	3225
											58	7110
14.00-24	RG09	E2/G2	8.00/1.4	8.00 TG SDC	392	1345	612	3972	12 147A8	TL	2.50	3075
											36	6780
					15.4	53	24.1	156.4	16 153A8		3.50	3650
											51	8050

*= Under Development



RG 09 M

The RG 09 M L-2/G-2 tyre is designed for use in Motor Graders in severe duty applicaitons built with improved compound and construction. Its tough carcass and special tread compound with weather and ozone resistant properties. These tyres are designed to withstand cuts, snags, and bruises under the most severe operating conditions. An open spaced tread pattern with self-cleaning property provides traction capability and is ideally suited for graders. The tyre provides consistent traction on soft soil and has superior self-cleaning properties.

L-2/G-2 — **TRA Code**

A8 — **Speed Index**

 **Telescopic**

 **Motor Grader**

Tyre Size	Pattern	TRA CODE	Rim Width inch)		Unloaded Inflated Dimensions ± 2% SW (mm)	Unloaded Inflated Dimensions ± 2% OD (mm)	Static Loaded Radius (mm)	Rolling Circumference (mm) ±2.5%	PR, Load Index	Type	Inf. Pr kPa / p.s.i	Recommended Load, kg (lbs) Speed, km/h (mph) 40
			REC	ALT	mm	mm	mm	mm				25
					in	in	in	in				
13.00-24	RG09	E2/G2	8.00/1.4	8.00 TG SDC	353	1285	585	3795	12 143A8	TL	3.00	2725
											44	6010
									14 147 A8		3.50	3075
					13.9	50.6	23	149.4			51	6780
									16 149A8		4.00	3225
											58	7110
14.00-24	RG09	E2/G2	8.00/1.4	8.00 TG SDC	392	1345	612	3972	12 147A8	TL	2.50	3075
											36	6780
					15.4	53	24.1	156.4	16 153A8		3.50	3650
											51	8050

*= Under Development



CR 09

The CR 09 L-2/G-2 tyre is designed for use in Motor Graders and Pick N Carry cranes and Motor Graders. Its directionally oriented lugs with ideal land and sea ratio, provide consistent traction. Its tough carcass enables the tyre to take long hours of severe duty application.

L-3/G-2
TRA Code

A8
Speed Index


Telescopic Handler


Motor Grader

Tyre Size	Pattern	TRA CODE	Rim Width inch)		Unloaded Inflated Dimensions ± 2% SW (mm)	Unloaded Inflated Dimensions ± 2% OD (mm)	Static Loaded Radius (mm)	Rolling Circumference (mm) ±2.5%	PR, Load Index	Type	Inf. Pr	Recommended Load, kg (lbs) Speed, km/h (mph)
			REC	ALT	mm	mm	mm	mm			bar / p.s.i	30
					in	in	in	in				19
13.00-24	CR 09	L-2/G-2	8.00/1.4	-	350	1280	590	3750	12 143A8	TT	3.00	2725
											44	6010
					13.9	50.7	23.4	148.6	16 149A8	TT/TL	3.80	3250
											54	7165

*= Under Development



EM 27 | G-3

The EM 27 G-3 is a rugged and sturdy tyre for off-the-road equipment. Its tough carcass and special tread compound are weather and ozone resistant that can withstand cuts, snags and bruises in the most severe operating conditions. The openly spaced treads enhance efficient self-cleaning and offer enhanced traction making it an ideal choice for motor graders.

G-3 — **TRA Code**

A8 — **Speed Index**



Wheel Loader



Motor Grader

Tyre Size	Pattern	TRA CODE	Rim Width (in)		Unloaded Inflated Dimensions ± 2%		Static Loaded Radius (mm)	Rolling Circumference (mm) ±2.5%	PR, Load Index	Type	Inf. Pr	Recommended Load, kg (lbs)
					SW	OD						Speed, km/h (mph)
			REC	ALT	mm	mm	mm	mm			bar / p.s.i	40
					in	in	in	in				25
14.00-24	EM27	G-3	8.00/1.4	-	400	1360	625	4010	16 153A8	TT	3.75	3650
					15.8	53.9	24.8	158.9			54	8050

*= Under Development



SR 09

The SR 09 is an E-7 tyre designed for use in asphalt pavers. It's built with heat and oil resistant compound, ideal for working in high temperature conditions of laying asphalt. The large surface area of the tyre and the wide rib pattern provide good flotation, stability, and precise steering.

E-7
TRA Code

A2/A8
Speed Index


Paver

Tyre Size	Pattern	TRA CODE	Rim Width (inch)	Flange Height (inch)	Unloaded Inflated Dimensions ± 2%		Static Loaded Radius (mm)	Rolling Circumference (mm) ±2.5%	PR	Type	Recommended Load, kg (lbs)			
											Transport 50 kmph / 31 mph		Loading 10 kmph / 6 mph	
					SW	OD					Max Load	Inf.Pr.	Max Load	Inf.Pr.
			REC		mm	mm	mm	mm			kg	bar / p.s.i	kg	bar / p.s.i
					in	in	in	in			lbs		lbs	
21.00-25	SR09	E7	15	3	607	1681	772	4972	16	TL	6500	2.50	12850	3.75
											14300	35	28300	54
					23.9	66.2	30.4	195.7	28		9500	4.25	16500	5.75
											20900	62	36400	83

*= Under Development



CT 09

The CT09 a C-1 Asphalt Roller tyre engineered to distribute ground pressure equally across the tyre and give optimum compaction. It's specially formulated tread compound to withstand high temperatures, offer high stability to the machine and discourage sticking of loose materials on the tyre surface.

C-1 — **TRA Code**

A3 — **Speed Index**

Asphalt Roller

Tyre Size	Pattern	TRA CODE	Rim Width (inch)		Unloaded Inflated Dimensions ± 2%		PR	Load Index	Type	Inf. Pr	Recommended Load, kg (lbs)	
					SW	OD					Speed, km/h (mph)	
			REC	ALT	mm	mm				bar / p.s.i	8	16
					in	in					5	10
7.50-15*	CT09	-	-	-	-	-	-	-	-	-	-	-
					-	-				-	-	-
8.50/90-15*	CT09	-	-	-	-	-	-	-	-	-	-	-
					-	-				-	-	-
9.00-20	CT09	-	7	7.5	280	1015	16	162 A2	TT	8.30	4800	3850
					11	40				120	10600	8490
11.00-20	CT09	-	8	8	305	1055	18	169 A2		8.30	5900	4720
					12	41.5				120	13000	10410

*= Under Development



TM 09

TM 09 R-3 tyre is designed for single drum vibratory soil compactors. In addition it can also be used for medium sizes turf / grassland tractors.They can be used as towed implement tyres for trailers and wagons in fodder transport.
The heavy duty variants (TM 09 HD) are built for severe duty agricultural transport machines such as slurry tankers, manure spreaders and grain wagons.
Its diamond block design to provide additional flotation and low soil disturbance.

R-3 — **TRA Code**

A2/A8 — **Speed Index**

Soil Compactor

Tyre Size	Pattern	TRA CODE	Rim Width (inch)		Unloaded Inflated Dimensions ± 2%		PR	Load Index	Type	Inf. Pr	Recommended Load, kg (lbs)	
					SW	OD					Speed,	
											km/h (mph)	
			REC	ALT	mm	mm				bar/p.s.i	30	40
					in	in					20	25
23.1-26	TM09	R3	DW20B	-	615	1555	12	164A6 / 162A8	TL	2.50	5000	4750
					24.2	61.2				36	11025	10475

*= Under Development



TM 27

TM 27 R-3 tyre is designed for soil compactors and also for grassland tractors. Its diamond block design to provide additional flotation and low soil disturbance. They can also be used as towed implement tyres for trailers and wagons in fodder transport.

R-3 — **TRA Code**

A8 — **Speed Index**

Soil Compactor

Tyre Size	Pattern	TRA CODE	Rim Width (inch)		Unloaded Inflated Dimensions ± 2%				PR	Load Index	Type	Inf. Pr	Recommended Load, kg (lbs)	
					SW	OD	SLR	RC					Speed,	
													km/h (mph)	
			REC	ALT	mm	mm	mm	mm				bar / p.s.i	30	40
					in	in	in	in					20	25
23.1-26	TM27	R3	DW20B	-	590	1550	785	4560	8	145A8	TL	1.40	3050	2900
					23.2	61	30.9	180				20	6725	6395

*= Under Development



IL 09

IL 09 L-2 tyre is designed for use on wheel loaders used in construction and agro-allied industries. The directional lug design provides good traction on soft / wet underfoot conditions and on uneven terrain

L-2/G-2 — **TRA Code**

A2/B — **Speed Index**

 **Wheel Loader**

 **Motor Grader**

 **Telescopic Handler**

Tyre Size	Pattern	TRA CODE	Rim Width (inch)	Flange Height (inch)	Dimensions ± 2%		Static Loaded Radius (mm)	Rolling Circumference (mm) ±2.5%	PR	Load Index	Type	Recommended Load, kg (lbs)			
					SW (mm)	OD (mm)						Transport (50 kmph)		Loading (10 kmph)	
												Max Load	Inf. Pr	Max Load	Inf. Pr
			REC		mm	mm	mm	mm	Speed			kg	bar / p.s.i	kg	bar / p.s.i
					in	in	in	in	Symbol			lbs		lbs	
15.5-25	IL09	L2	12	1.3	413	1299	597	3842	12	168A2/149B		3250	2.50	5600	4.00
					16.3	51.1	23.5	151.3				7165	36	12300	58
17.5-25	IL09	L2	14	1.5	483	1397	642	4132	12	171A2/153B	TL	3650	2.25	6150	3.50
												8050	33	13600	51
					19	55	25.3	162.7	16	177A2/158B		4250	3.00	7300	4.75
												9370	44	16100	69
20.5-25	IL09	17	17	2	562	1508	693	4460	12	174A2/160B	TL	4500	2.00	6700	2.50
												9925	29	14775	36
					22.1	59.4	27.3	175.6	16	181A2/167B		5450	2.75	8250	3.50
												12015	40	18190	51
23.5-25	IL09	L2	19.5	2.5	582	1662	764	4916	16	186A2/171B	TL	6150	2.25	9500	3.00
					22.9	65.4	30.1	193.5				13560	33	20900	44

*= Under Development



EL 18

The EL 18 E-3/L-3 is a versatile earthmover tyre, designed primarily for Wheel loaders and dump trucks. Its non-directional stepped treads spaced optimally provide excellent self-cleaning, which enables excellent traction on any surface. The flat sidewall minimises damages caused by external impacts significantly and leads to even wear of the treads. It is a tyre built for long service life.

E-3/L-3 — TRA Code

A2/B — Speed Index

 Wheel Loader

 Articulated Dump Truck

Tyre Size	Pattern	TRA CODE	Rim Width (inch)	Flange Height (inch)	Dimensions ± 2%		Static Loaded Radius (mm)	Rolling Circumference (mm) ±2.5%	PR	Load Index	Type	Recommended Load, kg (lbs)			
					SW (mm)	OD (mm)						Transport (50 kmph)		Loading (10 kmph)	
			REC		mm	mm	mm	mm	Speed			Max Load	Inf. Pr	Max Load	Inf. Pr
					in	in	in	in	Symbol			kg / lbs	bar / p.s.i	kg / lbs	bar / p.s.i
13.00-24*	EL18	G-3	-	-	-	-	-	-	12	-	TL	-	-	-	-
												-	-	-	-
					-	-	-	-	16	-		-	-	-	-
												-	-	-	-
14.00-24*	EL18	G-3	-	-	-	-	-	-	12	-	TL	-	-	-	-
												-	-	-	-
					-	-	-	-	16	-		-	-	-	-
												-	-	-	-
17.5-25*	EL18	E-3/L-3	-	-	-	-	-	-	12	-	TL	-	-	-	-
												-	-	-	-
					-	-	-	-	16	-		-	-	-	-
												-	-	-	-
20.5-25	EL18	E-3/L-3	17	2	562	1518	697	4490	16	181A2 / 167B	TL	5450 / 12015	2.75 / 40	8250 / 18190	3.50 / 51
					22.1	59.8	27.5	176.8	20	186A2 / 170B		6000 / 13230	3.25 / 47	9500 / 20950	4.50 / 65
23.5-25*	EL18	E-3/L-3	-	-	-	-	-	-	20	-	-	-	-	-	-
					-	-	-	-				-	-	-	-

*= Under Development



EL 09 | EL 09 PLUS

The EL 09 / EL 09 PLUS E-3/L-3 tyres is built with heat resistant compound and is suitable for all weather conditions. Its special compound and heavy-duty casing reduces and withstands cuts, snags and external impacts. This tyre is suited for wheel loaders and dumpers working on challenging terrain.



TRA Code



Speed Index



Wheel Loader



Articulated Dump Truck

Tyre Size	Pattern	TRA CODE	Rim Width (inch) REC	Flange Height (inch)	Dimensions SW (mm) / in	Dimensions OD (mm) / in	Static Loaded Radius mm / in	Rolling Circumference (mm) mm / in	PR Speed Symbol	Load Index	Type	Recommended Load, kg (lbs) Transport (50 kmph) Max Load kg / lbs	Inf. Pr Bar / p.s.i	Loading (10 kmph) Max Load kg / lbs	Inf. Pr Bar / p.s.i
405/70-20 (16.0/70-20)	EL09	L-3	13.00x20	-	420	1095	490	3250	16	169A2/ 152B	TL	3515	4.0	5735	5.15
					16.6	43.4	19.4	128.8				7750	58	12645	74.00
15.5-25*	EL09	E-3/L-3		-	-	-	-	-	-	-	TL	-	-	-	-
					-	-	-	-				-	-	-	-
17.5-25*	EL09 PLUS	E-3/L-3	14.00/1.5 x 25	-	450	1350	-	-	20	181A2 / 164B	TT/TL	8250	5.75	5000	4.0
					17.8	53.5	-	-				18190	83	11025	58
17.5-25*	EL09 PLUS	L-3	14.00/1.5X25	-	450	1350	595	3955	20	181A2	TT/TL	-	-	8250	5.75
					17.8	53.5	23.6	156.7				-	-	18190	83'
20.5-25	EL09	E-3/L-3	17	2	565	1500	689	4437	16	181A2 / 167B	TL	5450	2.75	8250	3.50
												12015	40	18190	51
					22.2	59.1	27.1	174.7	20	186A2 / 170B		6000	3.25	9500	4.50
												13230	47	20950	65
23.5-25	EL09 PLUS	E-3/L-3	19.5/2.5x25		605	1635	-	-	20	191A2/ 177B	TT/TL	7300	3.00	10900	3.75
					24.0	64.8	-	-				16095	44	24035	54.00

*= Under Development



EM 18

The EM 18 E-3/L-3 tyre is designed for rigid dump trucks and loaders working on challenging terrain. Its unique non-directional tread design provides larger contact area which enables superior traction. Built with heat resistant compound, the tyre is suited for both loading and transport operations. Constructed with special compound and heavy-duty nylon casing, the EM 18 is built to withstand cuts and external impacts.



TRA Code



Speed Index



Wheel Loader



Rigid Dump Truck



Motor Grader

Tyre Size	Pattern	TRA CODE	Rim Width (inch)	Flange Height (inch)	Dimensions ± 2%		Static Loaded Radius (mm)	Rolling Circumference (mm) ±2.5%	PR	Load Index	Type	Recommended Load, kg (lbs)			
					SW (mm)	OD (mm)						Transport (50 kmph)		Loading (10 kmph)	
												Max Load	Inf. Pr	Max Load	Inf. Pr
			REC		mm	mm	mm	mm	Speed			kg	bar / p.s.i	kg	bar / p.s.i
					in	in	in	in	Symbol			lbs		lbs	
14.00-24	EM18	E3/L3	10	1.5	400	1380	636	4086	20	182A2/161B	TL	4625	4.75	8500	7.00
												10200	69	18745	102
									24	186A2/165B		5150	5.75	9500	8.50
					15.7	54.3	25	160.8				11355	83	20950	123
									28	188A2/168B		5600	6.50	10000	9.25
												12350	94	22050	134
14.00-25	EM18	E3/L3	10	1.5	400	1380	636	4086	20	182A2/161B	TL	4625	4.75	8500	7.00
												10200	69	18745	102
					15.7	54.3	25	160.8	24	186A2/165B		5150	5.75	9500	8.50
												11355	83	20950	123
16.00-25	EM18	E3/L3	11.25	2	450	1495	687	4426	28	193A2/174B	TL	6700	5.75	11500	7.50
												14775	83	25360	109
					17.7	58.9	27	174.2	32	196A2/177B		7300	6.50	12500	8.75
												16095	94	27565	127

*= Under Development



EM 27 | E-3/L-3

The EM 27 E-3/L-3 tyre is designed for wheel loaders. Its wide lugs provide more ground contact area and excellent traction. The tyre is built with heat resistant compound. It is built to withstand cuts and chips while working on tough terrain. The strong nylon casing provides the tyre with toughness to carry heavy loads and minimise chances of punctures.

E-3/L-3 — **TRA Code**

A2/B — **Speed Index**

Wheel Loader

Tyre Size	Pattern	TRA CODE	Rim Width (inch)	Flange Height (inch)	Dimensions ± 2%		Static Loaded Radius	Rolling Circumference ±2.5%	PR	Load Index	Type	Recommended Load, kg (lbs)			
					SW	OD						Transport 50 kmph / 31 mph		Loading 10 kmph / 6 mph	
												Max Load	Inf. Pr	Max Load	Inf. Pr
			REC		mm	mm	mm	mm	Speed			kg	bar	kg	bar
					in	in	in	in	Symbol			lbs	p.s.i	lbs	p.s.i
14.00-25	EM27 E-3/L-3	E3/L3	10	1.5	400	1370	631	4056	20	182A2 / 161B	TT/TL	4625	4.75	8500	7.00
												10200	69	18745	102
					15.7	53.9	24.8	159.7	24	186A2 / 165B	TT/TL	5150	5.75	9500	8.50
												11355	83	20950	123
									28	188A2 / 166B	TT	5600	9.25	10000	6.50
												12350	134	22050	94

*= Under Development



MH 09

The MH09 is designed for use in mobile homes / static caravans.

A2

Speed Index

Mobile Home

Size	Pattern	Rim Width (inch)	Unloaded Inflated Dimensions ± 2%		Static Loaded Radius (mm)	Rolling Circumference (mm) ±2.5%	PR	Type	Load Index	Recommended Load, kg (lbs)	
			SW	OD						10 km/h 6 mph	
		REC	mm	mm	mm	mm			Speed symbol	Max Load	Inf. Pr
			mm	mm	mm	mm				kg	bar
			in	in	in	in				lbs	p.s.i
5.00-8	MH 09	3.00D	140	475	195	1390	10	TT	126 A2	1700	6.90
			5.5	18.8	7.7	55.1				3750	100
6.00-9	MH 09	4.50	170	540	220	1175	14	TT	143 A2	2750	6.90
			6.7	21.4	8.7	70.3				6065	100

*= Under Development

OFF-THE-ROAD TYRE CODE NOMENCLATURE AND TYPE OF SERVICE OTR TYRES

TRA Code	Tread Type	Type of Service	*Maximum	
			Speed (kmph)	Distance (One Way)
E=EARTH MOVING				
E-1	Rib Regular	Haulage	65	4 km
E-2	Traction Regular	Haulage	65	4 km
E-3	Rock Regular	Haulage	65	4 km
E-4	Rock Deep Tread	Haulage	65	4 km
E-7	Flotation	Haulage	65	4 km
G=GRADER				
G-1	Rib Regular	Grader	40	Unlimited
G-2	Traction Regular	Grader	40	Unlimited
G-3	Rock Regular	Grader	40	Unlimited
G-4	Rock Deep Tread	Grader	40	Unlimited
L=LOADER & DOZER				
L-2	Traction Regular	Loader, Dozer	10	76 Mtr.
L-3	Rock Regular	Loader, Dozer	10	76 Mtr.
L-4	Rock Deep Tread	Loader, Dozer	10	76 Mtr.
L-5	Rock Extra Deep Tread	Loader, Dozer	10	76 Mtr.
L-4S	Smooth Deep Tread	Loader, Dozer	10	76 Mtr.
L-5S	Smooth Extra Deep Tread	Loader, Dozer	10	76 Mtr.
IND=INDUSTRIAL				
IND-4	Deep Tread	Handling & Towing	25	Unlimited
IND-3	Standard Tread	Handling & Towing	25	Unlimited

RMA INDUSTRY CODES

The Tyre and Rim Association has approved the following tyre designations for agricultural tyres, regardless of manufacturers:

Code	Industry Tyre Type	Tyre Service
Steer Front Tractor Tyres		
F-1	Agricultural Single Rib Tread	Rice and Cane Farming
F-2M	Agricultural Multi-Rib Tread	General Farming
F-2	Agricultural Multi-Rib Tread	General Farming
F-3	Industrial Multi-Rib Tread	Light Industrial Service
F-2D	Agricultural Dual Rib	General Farming
Drive Rear Tractor Tyres		
R-1	Drive Wheel, Regular Tread	General Farming
R-1W	Drive Wheel, Wet Traction Tread	Wet or Moist Soil
R-2	Cane And Rice, Drive Wheel, Deep Tread	Wet Muck, Sugar Cane, Rice Farming
R-3	Drive Wheel, Shallow Tread	Sandy Or Volcanic Ash Soils, Orchards, Golf Course Work, Light Industrial Service, Highway Mowing
R-4	Industrial Tractor, Drive Wheel, Intermediate Tread	Light Industrial Service, Highway Mowing
High Flotation Tyres		
HF-1	High Flotation, Rib Tread	Golf Course Work
HF-2	High Flotation, Regular Lug Tread	General Farming
HF-3	High Flotation, Deep Lug Tread	Wet Or Moist Soil
HF-4	High Flotation, Extra Deep Tread	Swamp Land
Garden Tractor Tyres		
	Lug Type	Gardens
Implement Tyres		
I-1	Rib Tread	Free Rolling Wheels
I-2	Moderate Traction Implement	Drive Or Free Rolling Wheels
I-3	Traction Tread	Drive Wheels
I-6	Smooth Tread	

MOUNTING AND DEMOUNTING

Dos

- Rim size must be as recommended by the tyre manufacturer.
- Fit the tyre diametrically opposite to the valve hole, in the rim.
- In the mounting process, lubricant (bead-wax) may be applied on the bead section of the tyre.
- The tyre inflation air must be moisture-free.

Don'ts

- Tyres being fitted on inappropriate wheel rims would lead to damage of the tyre such as deflation, rim digging, etc.
- Never mount a tyre to a cracked, smashed, deformed or repaired/welded rim, which may lead to deflation.
- Chemical substances such as petroleum based oils, silicon or detergents must not be used as lubricant because it may cause tyre to lose its special chemical properties.

INFLATING THE TYRE

Dos

- During tyre inflation, keep at a safe distance and always use an inflation cage, mounted to the wall or ground.
- Use a moisture/dirt filter at the pressurized air line to prevent any moisture/dirt inside the tyre.
- Inflation pressure must be checked periodically because correct and stable inflation pressure increases the performance and life span of the tyre.
- Use of pressure limitation gauges is recommended.

Don'ts

- Do not exceed the recommended inflation pressure during the seating of the bead as it would decrease the performance of the tyre and provides an unsafe & uncomfortable drive.
- Don't under inflate because it not only causes uneven tread wearing but also ply separation and tyre bead slippage from rim.
- Don't over inflate because it makes the tyre stiff and decreases its resistance against hits, uneven wear and leading to ply tear.

STORAGE

Dos

- Tyre must be stored vertically on shelves.
- Keep the tyres clean and away from heat, direct sunlight, ozone or hydrocarbon sources.
- Reduce inflation pressure when tyres are stored, fitted on rim.
- The tyre storage must be moisture free and must be ventilated regularly.

Don'ts

- In the tyre storage area, there must not be any material which may create ozone effect such as oil, gasoline, solvent, car battery acid, acid installation system, sodium hydroxide, electrical engine or fluorescent light, even though the tyre is already mounted on the vehicle.
- Avoid horizontal storage for the tubeless tyres. However only small size tyres may be stacked horizontally, but not more than 6 months period.
- There must not be any water in the storage area.

TYRE SIZE DESIGNATION

Tyre Size Designation — Load Identification

445	/	70	-	20	MT 54	14 PR	145G
14.00			-	25	EM18	24 PR	186A2/165B

- Load Index / Speed Symbol (Service description optional)
- Ply rating
- Pattern
- Rim diameter code
- Construction code '-' Bias
- Nominal aspect ratio
- Nominal section width

Tyre Size Designation — Load Identification

	6.00	-	9	IT30	NHS	10PR
	8.25	-	15	IT30	NHS	16PR
	300	-	15	IT45	NHS	20PR
23 x	8.50	-	12	ST30	NHS	12PR
27 x	10	-	12	IT30	NHS	24PR

- Ply Rating
- Not for highway service
- Pattern
- Rim diameter code
- Construction code '-' Bias
- Nominal section width
- Nominal Overall Diameter

TVS EUROGRIP
OFF HIGHWAY TYRES

SCAN TO DOWNLOAD
E-BROCHURE

tvseurogripoht.com

export@eurogriptyres.com | **Follow us on** tvseurogripohttyres